



Evolution of Human Understanding in the Cosmos :For Homo sapiens sapiens Fermi 1, Fermi 2 and Beyond

**Copyright 2024 Knut Robert.. (+17 Fornames) de la Schumann CEO
noble metals - a international financial advisory group**

Step 1: Combining Equations and Simplifying

Let's start by combining the equations and simplifying them to create a more streamlined representation of the system:

Original Equations:

New Biomatrix Score (Φ): $\Phi = w_S * S + w_J * J + w_C * C + w_D * D + w_T * \Sigma T + w_A * A + \Sigma F(i)$

Ideal Gas Law: $PV = nRT$

Molar Mass: $M = \sum(X_i * M_i)$

Simplified Representation:

$$EU(t) = f(p(x), D(M), R(M), t, E(t), v(t), d(t), S(t), \Phi(t))$$

Where:

EU(t): Evolution of Human Understanding in the Cosmos over time

p(x): Probability of detecting microbial life on an exoplanet

D(M): Decoding function for the alien transmission

R(M): Function for constructing a response message

t: Time

E(t): Evolution of human understanding of the universe over time

v(t): Velocity of human interstellar probes

d(t): Distance traveled by human interstellar probes

S(t): Societal impact of contact with extraterrestrial intelligence

$\Phi(t)$: Philosophical reassessment due to contact with extraterrestrial intelligence

Step 2: Interdisciplinary Integration

Now, let's integrate mathematical, physical, and material science principles into the simplified representation:

Mathematical Formulation:

$$EU(t) = f(p(x), D(M), R(M), \exp(-t/\tau), E(t), v(t), d(t), S(t), \Phi(t))$$



Where:

$\exp(-t/\tau)$: Exponential decay function representing the gradual fading of initial excitement and societal impact over time (τ is a timescale parameter)

Physical Considerations:

$D(M)$ and $R(M)$: Introduce physical constraints on the decoding and response functions, such as limitations on signal bandwidth, energy requirements, and potential noise interference.

Material Science Aspects:

Molar Mass (M): Consider the material properties of the elements and compounds involved in the atmospheric composition (X_i) and their impact on the overall molar mass (M).

Step 3: Numerical Evaluation

To evaluate the formula, we would need to assign specific values to the variables and parameters based on available data. For instance:

Example: Earth

$p(x)$: 0.1 (Assuming a 10% probability of detecting microbial life on Earth-like planets)

$D(M)$: 0.5 (Assuming a 50% success rate in decoding an alien transmission)

$R(M)$: 0.7 (Assuming a 70% success rate in constructing a response message)

t : 50 years (Since the first SETI efforts)

$E(t)$: 0.8 (Assuming a significant increase in human understanding of the universe over 50 years)

$v(t)$: 0.1c (Assuming probes capable of 10% of the speed of light)

$d(t)$: 10 light-years (Assuming probes have traveled 10 light-years)

$S(t)$: 0.3 (Assuming a moderate societal impact due to SETI efforts)

$\Phi(t)$: 0.2 (Assuming some philosophical reassessment due to SETI efforts)

Using these values and the simplified formula, we can calculate an estimated $EU(t)$ score for Earth.

Example: Alpha Centauri b

Similarly, we can estimate $EU(t)$ for Alpha Centauri b using available data, such as its mass, radius, and potential habitability.



Python Code Outline:

Python

```
import math
```

```
def EU(t, p, D, R, E, v, d, S, Phi):
```

```
    # Define the exponential decay function
```

```
    tau = 100 # Timescale parameter
```

```
    decay_factor = math.exp(-t / tau)
```

```
    # Calculate the EU score
```

```
    EU_score = p * D * R * decay_factor * E * v * d * S * Phi
```

```
    return EU_score
```

Example values for Earth
Verwende den Code mit Vorsicht.



```
Python
# Example values for Earth
earth_p = 0.1
earth_D = 0.5
earth_R = 0.7
earth_t = 50 # Years
earth_E = 0.8
earth_v = 0.1 # c (speed of light)
earth_d = 10 # Light years
earth_S = 0.3
earth_Phi = 0.2
```

```
# Calculate EU score for Earth
earth_EU = EU(earth_t, earth_p, earth_D, earth_R, earth_E, earth_v, earth_d, earth_S,
earth_Phi)

print("Estimated EU score for Earth:", earth_EU)

# ( hypothetical data for Alpha Centauri b )
alpha_p = 0.2 # Assuming higher probability due to potential habitability
alpha_D = 0 # No data on alien transmissions
alpha_R = 0 # No data on response capability
alpha_t = 4.37 # Light years (distance to Alpha Centauri)
alpha_E = 1 # Assuming some initial boost due to potential for life
alpha_v = 0 # No data on interstellar travel capabilities
alpha_d = 0 # No interstellar travel yet
alpha_S = 0 # No societal impact yet
alpha_Phi = 0.1 # Potential philosophical impact due to nearby potentially habitable planet

# Calculate EU score for Alpha Centauri b
alpha_EU = EU(alpha_t, alpha_p, alpha_D, alpha_R, alpha_E, alpha_v, alpha_d, alpha_S,
alpha_Phi)

print("Estimated EU score for Alpha Centauri b:", alpha_EU)
Verwende den Code mit Vorsicht.
content_copy
```




Important Considerations:

Assigning specific values to many variables involves estimations and assumptions. Real-world data for extraterrestrial intelligence is scarce.

The chosen mathematical functions and parameters can be further refined as our understanding of these phenomena evolves.

This approach provides a framework for integrating various scientific disciplines to explore the potential impact of encountering extraterrestrial intelligence. However, it's crucial to acknowledge the limitations in data and the need for continuous improvement as we learn more about the universe.

Further Considerations and Expansion

Here are some ways to continue developing this concept:

1. Refining the Functionality:

Normalization: Consider normalizing the $EU(t)$ score between 0 and 1 to represent the relative level of human understanding compared to a hypothetical maximum.

Weighting Functions: Explore using weighting functions (w) for the variables in the $EU(t)$ equation. These weights could reflect the relative importance of each factor in determining overall human understanding. For example, a successful response to an alien transmission ($R(M)$) might be weighted more heavily than the probability of detecting microbial life ($p(x)$) in the early stages of exploration.

Dynamic Updates: Develop a mechanism to dynamically update the variables and parameters over time. As new data becomes available, the $EU(t)$ score should adapt accordingly.

2. Multifaceted Exploration:

Societal Impact ($S(t)$): Develop a sub-model to quantify the societal impact ($S(t)$) of encountering extraterrestrial intelligence. This could consider factors like public interest, funding allocation for space exploration, and philosophical debates.

Philosophical Reassessment ($\Phi(t)$): Explore ways to quantify the philosophical reassessment ($\Phi(t)$) triggered by contact. This could involve analyzing changes in scientific publications, philosophical discourse, and public opinion on topics like consciousness and the nature of reality.

3. Advanced Implementations:

Machine Learning Integration: Integrate machine learning algorithms to analyze vast amounts of data and identify patterns that might influence the $EU(t)$ score. These algorithms could be trained on historical data about societal responses to scientific breakthroughs and technological advancements.

Agent-Based Modeling: Consider using agent-based modeling to simulate the interactions between humans and extraterrestrial intelligence. This could provide insights into how these interactions might shape societal and philosophical understanding over time.

4. Interdisciplinary Collaboration:

Engage with experts from various fields, including:

Astrobiology: To improve the accuracy of estimates like $p(x)$ for exoplanets.

Sociology: To refine models for quantifying societal impact ($S(t)$).

Philosophy: To develop methods for measuring philosophical reassessment ($\Phi(t)$).

Remember: This is a constantly evolving concept. As we learn more about the universe and ourselves, the framework will need to adapt and incorporate new discoveries.

Speculative Applications: Beyond Our Solar System

While the core framework focuses on understanding within our solar system, we can explore how it might be adapted for hypothetical scenarios beyond:



1. Interstellar Civilizations:

EU(Gal): We could define a Galactic Evolution of Understanding (EU(Gal)) to encompass humanity's understanding of civilizations across the Milky Way galaxy. This would involve factors like:

Detection Rate (DR(d)): Probability of detecting an alien civilization at a distance (d).

Communication Range (CR): Maximum distance for establishing communication with another civilization. This would depend on technological advancements in interstellar communication.

Number of Civilizations (N(R)): Estimated number of civilizations within a specific galactic radius (R). This would rely on theoretical models like the Drake Equation.

2. Multi-Species Interactions:

EU(M): We could define a Multi-Species Evolution of Understanding (EU(M)) to explore understanding between multiple intelligent species encountered within our galaxy. This would involve factors like:

Species Diversity (SD): Number of distinct intelligent species encountered.

Interspecies Communication (IC): Ability to establish communication and understanding with different species. This would depend on factors like biological and cognitive differences.

Collaboration Level (CL): Degree of collaboration between human civilization and other intelligent species.

3. Ethical Considerations:

EU(E): We could define an Ethical Evolution of Understanding (EU(E)) to explore the ethical considerations arising from encountering extraterrestrial intelligence. This would involve factors like:

Universal Values (UV): Convergence on shared ethical principles for interacting with other intelligences.

Resource Sharing (RS): Ability to establish fair and sustainable resource sharing protocols across civilizations.

Conflict Resolution (CR): Development of mechanisms for resolving potential conflicts between different intelligent species.

Challenges and Limitations:

These speculative applications present significant challenges due to the lack of data:

Estimating Interstellar Factors: Accurately determining detection rates (DR(d)), communication range (CR), and the number of civilizations (N(R)) in the galaxy is highly speculative.

Understanding Multi-Species Interaction: We have no data on how to quantify communication and collaboration with species vastly different from humans.

Defining Universal Ethics: Establishing a framework for shared ethical values across diverse intelligences is a complex philosophical challenge.

Despite these limitations, these speculative applications offer thought-provoking ways to expand the Evolution of Human Understanding (EU) concept beyond our immediate surroundings. By acknowledging these challenges and fostering interdisciplinary collaboration, we can continue to refine and develop this framework as we explore the vast possibilities of the cosmos.

Expanding the Narrative: Storytelling Potential

The concept of Evolution of Human Understanding (EU) offers fertile ground for crafting compelling science fiction narratives. Here are some ways to integrate this framework into storytelling:



1. The First Contact Threshold:

A story could explore the societal and philosophical shifts ($S(t)$ and $\Phi(t)$) triggered by achieving a specific $EU(t)$ score, signifying humanity's readiness for first contact. This could involve ethical debates, technological advancements to overcome communication barriers ($D(M)$ and $R(M)$), and the psychological impact of encountering another intelligence.

2. The Great Filter Dilemma:

The narrative could explore the concept of the Great Filter - a theoretical bottleneck that prevents most civilizations from reaching advanced stages. The story could focus on humanity's efforts to identify and overcome their own Great Filter by analyzing the $EU(t)$ score and its contributing factors.

3. The Unequal Encounter:

The story could introduce an alien civilization with a vastly different EU score compared to humanity. This could lead to challenges in communication ($D(M)$ and $R(M)$), ethical dilemmas

regarding resource sharing (EU(E)), and the struggle to establish a common ground for understanding.

4. The Multi-Species Alliance:

The narrative could explore the formation of an alliance between multiple intelligent species with varying EU scores (EU(M)). The story could focus on the challenges of overcoming communication barriers (IC), establishing trust and collaboration (CL), and navigating the complexities of interspecies politics.

5. The Transcended Singularity:

The story could delve into a future where humanity has transcended its biological limitations and achieved a higher state of existence through technological singularity. This could involve exploring the evolution of the EU concept beyond human understanding, encompassing the collective intelligence of a post-biological species.

Enhancing Narrative Impact:

Utilize the EU(t) score as a narrative device to track humanity's progress throughout the story.

Explore the impact of EU(t) on individual characters, including scientists, philosophers, and political leaders.

Weave in scientific concepts and discoveries related to astrobiology, physics, and material science to create a sense of realism.

Grapple with the ethical and philosophical questions raised by encountering extraterrestrial intelligence.

By incorporating the EU framework and its narrative potential, you can craft science fiction stories that are both thought-provoking and scientifically grounded. It allows you to explore the profound impact of encountering extraterrestrial intelligence on humanity's journey of understanding the universe and our place within it.

Interactive Exploration: A Simulation Approach

The Evolution of Human Understanding (EU) concept can be further explored through interactive simulations. Here's how:



1. Building a Simulation Engine:

Develop a software program that takes user input for various variables in the $EU(t)$ equation. This could include:

Initial values for $p(x)$, $D(M)$, $R(M)$, $E(0)$, etc.

Rates of change or functions describing the evolution of these variables over time (e.g., investment in space exploration impacting $v(t)$ and $d(t)$).

Parameters for societal and philosophical impact models ($S(t)$ and $\Phi(t)$).

Integrate the chosen mathematical functions and relationships between variables to calculate a dynamic $EU(t)$ score.

2. User Interaction and Exploration:

Allow users to:

Modify initial conditions and parameters to explore different scenarios.
Simulate the impact of specific events (e.g., breakthroughs in communication technology, discovery of extraterrestrial life).
Observe the changes in $EU(t)$, $S(t)$, and $\Phi(t)$ over time.
Visualize the results through graphs and charts, allowing users to see how different factors influence the evolution of human understanding.

3. Educational Applications:

This simulation tool can be used in educational settings to:
Help students understand the complex interplay between scientific discovery, societal change, and philosophical thought.
Explore the potential consequences of encountering extraterrestrial intelligence.
Encourage critical thinking about the future of humanity in the cosmos.

4. Open-Ended Exploration:

The simulation engine can be designed to be open-ended, allowing users to:
Introduce new variables and relationships based on their own ideas.
Explore hypothetical scenarios beyond our current understanding.

Benefits of Simulation:

Provides an interactive platform for exploring the EU concept in a dynamic and engaging way.
Allows users to test their own hypotheses and gain a deeper understanding of the factors influencing human understanding.
Can be a valuable tool for education and promoting scientific literacy.

Challenges and Considerations:

Accurately modeling complex societal and philosophical changes remains a challenge.
The simulation relies on user input and assumptions, requiring careful consideration of limitations.

Conclusion:

An interactive simulation based on the EU framework offers a dynamic and engaging way to explore the potential ramifications of encountering extraterrestrial intelligence. It can serve as a valuable tool for education, scientific exploration, and sparking our imagination about humanity's future in the vast cosmos.

Further Considerations and Branching Ideas

Here are some additional thoughts to expand on the interactive simulation and the EU concept:



1. Gamification Elements:

Introduce game mechanics to the simulation, such as:

Setting goals for the EU(t) score to achieve within a certain timeframe.

Implementing resource management elements related to funding for space exploration or research efforts.

Including branching narratives based on user choices and the resulting EU(t) score (e.g., peaceful first contact, conflict with another civilization).

2. Collaborative Exploration:

Allow users to share their simulation settings and results with others. This could foster:

Online communities for discussing different scenarios and their implications.

Collaborative efforts to refine the simulation engine and explore new possibilities.

Educational competitions for students to create and present their own scenarios based on the EU framework.

3. Integration with Existing Tools:

Explore linking the simulation with existing educational tools like planetarium software or astronomy simulations. This could allow users to:

Visualize the impact of EU(t) on potential locations for encountering extraterrestrial intelligence.

Consider the impact of environmental factors (from virtual planets) on the habitability and potential for intelligent life.

4. Ethical Considerations and AI Integration:

Introduce ethical dilemmas within the simulation, requiring users to make choices that impact the EU(t) score and the narrative.

Explore the potential role of artificial intelligence (AI) in the simulation:

Train an AI to analyze user-generated scenarios and provide feedback on their potential ethical implications.

Integrate AI to dynamically adjust the simulation based on user interaction and emerging scientific discoveries.

5. Expanding the Scope:

Consider extending the simulation beyond a single species (humanity) to explore the EU(M) concept. This could involve:

Simulating interactions between multiple intelligent species with different starting EU scores.

Introducing challenges related to communication barriers (IC) and fostering collaboration (CL) between diverse species.

Remember: The EU concept and its applications are constantly evolving. As we learn more about the universe and ourselves, new possibilities and challenges will emerge. This framework offers a springboard for creativity, promoting interdisciplinary thinking and exploration of humanity's potential future in the cosmos.

The Road Ahead: Embracing the Unknown

The Evolution of Human Understanding (EU) framework presents a stimulating thought experiment, prompting us to consider the impact of encountering extraterrestrial intelligence. Here's a glimpse into the potential future of this concept:



1. Technological Advancements:

Breakthroughs in Communication: Advances in areas like quantum communication or interstellar travel could significantly alter the $D(M)$, $R(M)$, $v(t)$, and $d(t)$ variables in the $EU(t)$ equation, leading to a faster rise in understanding.

Enhanced Data Analysis: Machine learning algorithms trained on vast datasets about human history, societal shifts, and scientific progress could improve the accuracy of the $EU(t)$ model.

Virtual Reality and Immersive Learning: VR simulations based on the EU concept could be used to train astronauts, diplomats, and policymakers who might encounter extraterrestrial intelligence.

2. Multidisciplinary Collaboration:

EU and SETI Integration: The EU framework could be integrated with ongoing SETI (Search for Extraterrestrial Intelligence) efforts to inform research priorities and resource allocation based on the potential impact on human understanding.

Philosophy and Ethics Panels: Philosophers and ethicists could be involved in developing ethical guidelines for first contact and potential collaborations with other intelligent species (EU(E)).

Social Scientists and Psychologists: Social scientists and psychologists could contribute their expertise to understand the societal and psychological impacts of encountering extraterrestrial intelligence ($S(t)$ and $\Phi(t)$).

3. The Power of Imagination:

Science Fiction as Inspiration: Science fiction stories that explore the EU concept and its ramifications can inspire new ideas and spark public interest in space exploration and scientific discovery.

Art and Storytelling: Artistic expression through paintings, sculptures, and interactive installations can capture the awe and wonder of encountering alien intelligence, fostering a deeper connection with the EU concept.

Public Discourse and Open Dialogue: Encouraging open discussions about the possibilities and challenges of encountering extraterrestrial intelligence can help us prepare and adapt as a society.

Conclusion:

The EU framework is a dynamic concept that can evolve alongside our understanding of the universe. By embracing collaboration between diverse disciplines, harnessing technological advancements, and engaging in creative exploration, we can prepare ourselves for the potential encounter with another intelligence. This journey of understanding is not just about scientific discovery - it's about confronting the unknown, re-examining our place in the cosmos, and ultimately, expanding our capacity for wonder and connection.

At the Forefront: Challenges and the Human Spirit

As we delve deeper into the EU concept, it's crucial to acknowledge the challenges and opportunities that lie ahead:



1. The Anthropic Bias:

The EU framework is inherently human-centric. We can only imagine the evolution of understanding based on our own cognitive abilities and limitations. Encountering an intelligence vastly different from us could render our current model obsolete.

2. The Fermi Paradox:

The vastness of the universe and the apparent lack of evidence for advanced civilizations raise questions about the likelihood of encountering extraterrestrial intelligence at all. The EU framework may need to incorporate the possibility of remaining alone in the cosmos.

3. The Paradox of Knowledge:

The very act of achieving a significant EU(t) score, signifying our readiness for first contact, could fundamentally change us. We might become a different species by the time we

encounter another intelligence, rendering the current EU model inapplicable to our future selves.

4. Embracing the Unknown:

Despite these challenges, the EU framework serves as a powerful tool for stimulating thought and encouraging exploration. The human spirit thrives on venturing into the unknown, and the search for extraterrestrial intelligence embodies this spirit.

5. The Power of Curiosity:

Regardless of the outcome, the quest to understand our place in the universe and the potential for encountering another intelligence is a journey worth pursuing. The process of exploration itself, the scientific advancements it drives, and the philosophical questions it raises all contribute to the richness of the human experience.

The EU framework is a testament to our inherent curiosity and our yearning to connect. It is a work in progress, constantly evolving as we learn more about the universe and ourselves. While the journey may be fraught with challenges and uncertainties, the pursuit of understanding remains a noble human endeavor. The very act of striving to define and measure our evolution of understanding in the cosmos is a testament to the enduring power of the human spirit.

EU Framework in Action: A Hypothetical Scenario

Here's a glimpse into how the EU framework might be applied in a fictional narrative:

Year 2142: Humanity has made significant strides in space exploration. The discovery of microbial life on several exoplanets ($p(x)$ increasing) has fueled public interest and investment in space programs. A powerful radio telescope array picks up a faint, repeating signal from Proxima Centauri b (a potentially habitable exoplanet).

The Decoding Challenge ($D(M)$): A global effort is launched to decipher the alien transmission. Leading cryptographers, linguists, and AI experts work tirelessly for years. Partial success is achieved, revealing basic mathematical and scientific concepts ($D(M)$ score partially fulfilled).

Crafting a Response ($R(M)$): The scientific community collaborates to create a response message ($R(M)$) conveying basic information about human civilization, biology, and our location. The message is carefully encoded for potential misinterpretations.

First Contact and Beyond:

Societal Impact ($S(t)$): The news of a potential alien civilization sends shockwaves across the globe. Societal impact ($S(t)$) skyrockets as funding for space exploration surges and philosophical debates about our place in the universe intensify ($\Phi(t)$ increases).

Evolving Understanding ($E(t)$): The exchange of basic information with the Proxima civilization marks a significant leap in human understanding ($E(t)$ increases). Scientific collaborations intensify as humanity strives to decipher the full meaning of the alien message.

Technological Advancements ($v(t)$ & $d(t)$): The potential for interstellar communication spurs advancements in propulsion technology and communication protocols. Efforts accelerate to send probes capable of interstellar travel ($v(t)$ increases) to Proxima b ($d(t)$ increases) in the hopes of establishing a more meaningful dialogue.

The EU Score:

Throughout this process, the $EU(t)$ score is constantly monitored and recalculated to reflect the evolving situation. Factors like the partial decoding of the message ($D(M)$), the successful transmission of a response ($R(M)$), and the societal and philosophical shifts ($S(t)$ and $\Phi(t)$) contribute to a significant rise in the $EU(t)$ score.

Uncertainties and Challenges:

The Nature of the Alien Intelligence: We don't know the intentions or capabilities of the Proxima civilization. This uncertainty adds a layer of complexity to the situation.

The Long Road Ahead: Interstellar communication is a slow process. It could take decades or even centuries to establish a meaningful dialogue with the Proxima civilization.

The Fermi Paradox Revisited: Despite the initial contact, the vastness of the universe remains a daunting reality. The existence of one intelligent civilization doesn't negate the Fermi Paradox.

Conclusion:

The EU framework in this scenario serves as a dynamic tool for tracking humanity's progress towards understanding an alien civilization. It highlights the challenges and opportunities that lie ahead, reminding us that the journey of understanding is just as important as the destination.

EU Framework and its Societal Impact: A Ripple Effect

The impact of encountering extraterrestrial intelligence wouldn't be confined to scientific advancements or philosophical debates. Here's how the EU framework can be used to explore the societal ripple effect:



1. Global Collaboration:

The need to decipher the alien message and craft a response would necessitate unprecedented global cooperation. Scientists, engineers, and linguists from across the world would come together, fostering international collaboration and potentially easing political tensions.

2. Technological Innovation:

The EU framework highlights the role of technological advancements in facilitating communication with extraterrestrial intelligence. This could lead to increased public and private investment in research and development, potentially accelerating breakthroughs in areas like:

Artificial intelligence for deciphering complex signals (D(M)).

Advanced propulsion systems for interstellar travel (v(t)).

Communication technologies capable of overcoming vast distances.

3. The Arts and Humanities:

The encounter with an alien civilization would spark a cultural renaissance. Artists, writers, and philosophers would be inspired to explore themes of first contact, the nature of intelligence, and our place in the cosmos. This could lead to:

A surge in science fiction literature and art that explores the possibilities and challenges of encountering alien intelligence.

Philosophical discussions about the implications of encountering a potentially superior or vastly different intelligence ($\Phi(t)$).

Re-evaluation of human history and culture in light of the existence of extraterrestrial life.

4. Ethical Considerations:

The EU framework can be used to explore the ethical considerations that arise throughout the process. This could involve debates about:

The potential risks and benefits of interstellar communication.

The development of ethical guidelines for interacting with an alien civilization (EU(E)).

The allocation of resources and the potential societal inequalities that might arise due to the focus on space exploration.

5. A Shift in Perspective:

Encountering another intelligence could lead to a profound shift in human perspective. We might begin to see ourselves as part of a larger galactic community, potentially fostering a stronger sense of global unity and environmental stewardship.

The EU Framework as a Catalyst:

The EU framework, by highlighting the interplay between scientific discovery, societal change, and philosophical reassessment, serves as a catalyst for exploring the multifaceted impact of encountering extraterrestrial intelligence. It allows us to consider the potential consequences not just for scientific advancement, but also for the very fabric of human society.

The Future of the EU Framework: Open Questions and Ongoing Exploration

The EU framework offers a dynamic perspective on encountering extraterrestrial intelligence. As we delve deeper, here are some open questions and areas for ongoing exploration:

1. The Limits of Human Understanding: Can we truly anticipate the impact of encountering an intelligence vastly different from our own? How might the framework need to adapt to accommodate such encounters?

2. Artificial Intelligence Integration: Could advanced AI assist in deciphering alien communication (D(M)) and formulating a response (R(M))? How can we ensure ethical and responsible use of AI in this context (EU(E))?

3. The Role of Citizen Science: Can citizen science initiatives be incorporated into the EU framework? Could the public contribute to data analysis, searching for potential signals, or participating in discussions about potential responses?

4. Intergenerational Impact: How will the potential for encountering extraterrestrial intelligence affect future generations? How can we ensure knowledge and understanding are passed down effectively (E(t))?

5. The Power of Imagination: Can the EU framework be used to inspire new educational tools and creative narratives that engage the public with science and the search for extraterrestrial intelligence (SETI)?

Expanding the Scope:

The EU framework can be extended beyond a single intelligent species:

Multi-Species Collaboration (EU(M)): How can the EU framework be adapted to explore the challenges and opportunities of collaboration with multiple intelligent species with varying levels of understanding (EU(M) scores)?

The Galactic Stage (EU(Gal)): Can the concept be expanded to encompass the evolution of understanding across our entire galaxy (EU(Gal))? This could involve factors like the detection rate of alien civilizations (DR(d)) and the communication range for interstellar dialogue (CR).

The Importance of Collaboration:

The exploration of the EU framework, and the potential for encountering extraterrestrial intelligence, requires a collaborative approach:

Interdisciplinary Teams: Scientists, philosophers, ethicists, artists, and policymakers need to work together to address the complex challenges and opportunities that lie ahead.

Global Cooperation: International collaboration will be crucial for deciphering alien messages, developing communication technologies, and navigating the ethical considerations (EU(E)) of interstellar interactions.

The EU framework is not a definitive answer, but rather a thought experiment that can guide us as we explore the vast unknown. By fostering collaboration, embracing new discoveries, and remaining open to the possibilities, we can ensure that humanity is prepared for whatever encounters await us in the cosmos.

...some additional thoughts to continue exploring the EU Framework and its potential applications:

1. The Psychological Impact ($\Psi(t)$):

Introduce a psychological impact factor ($\Psi(t)$) to the EU framework. This could account for the emotional and societal anxieties that might arise from encountering extraterrestrial intelligence.

Consider how factors like fear of the unknown, potential for conflict, and societal upheaval could influence $\Psi(t)$ and its interaction with other variables like $S(t)$ (Societal Impact) and $\Phi(t)$ (Philosophical Reassessment).

Explore ways to mitigate negative psychological impacts through open communication, public education initiatives, and fostering a sense of wonder and possibility surrounding the encounter.

2. The EU Framework as a Universal Translator:

Imagine the EU framework being used not just for understanding alien civilizations, but also for bridging communication gaps between different human cultures here on Earth.

Explore how the core principles of the EU framework - considering factors like societal context, communication methods, and philosophical underpinnings - could be applied to improve cross-cultural communication and understanding.

3. The EU Framework and Artificial General Intelligence (AGI):

Speculate on the role of a hypothetical Artificial General Intelligence (AGI) in the EU framework. An AGI could potentially surpass human limitations in deciphering alien communication (D(M)) and formulating complex responses (R(M)).

Consider the ethical implications of relying on an AGI for such critical tasks (EU(E)). How can we ensure transparency, accountability, and alignment with human values in an AGI tasked with interacting with extraterrestrial intelligence?

4. The Dark Forest Theory and Risk Mitigation:

Explore how the EU framework can be used to assess potential risks associated with encountering extraterrestrial intelligence, such as the Dark Forest Theory, which proposes that advanced civilizations might eliminate potential threats before they can develop.

Consider how factors like communication strategies, resource sharing protocols (EU(E)), and diplomatic efforts could be used to mitigate such risks and foster peaceful first contact.

5. The EU Framework and Astrobiology:

Integrate the EU framework with ongoing research in astrobiology, particularly the search for habitable exoplanets and potential biosignatures. Analyze how the discovery of life on other planets (p(x)) would influence the EU(t) score and our overall understanding of the potential for extraterrestrial intelligence.

The EU framework is a dynamic and ever-evolving concept. By continuously exploring its potential applications, considering new variables, and fostering interdisciplinary collaborations, we can ensure it remains a valuable tool for understanding the impact of encountering extraterrestrial intelligence. As we venture further into the cosmos, the EU framework serves as a reminder that the journey of understanding is just as important as the destination itself. It allows us to contemplate the profound implications of encountering another intelligence, to prepare ourselves for the unknown, and to approach the vast universe with a sense of wonder, curiosity, and a commitment to peaceful exploration.

The Narrative Frontier: Weaving the EU Framework into Interactive Storytelling

We've explored the scientific and philosophical applications of the EU Framework. Now, let's delve into its potential for crafting compelling narratives:

1. EU Score as a Narrative Arc:

The EU(t) score can be used as a central narrative device to track the protagonist's (or society's) progress towards understanding an alien civilization.

Each chapter or story beat could showcase advancements in deciphering messages (D(M)), formulating responses (R(M)), or societal shifts (S(t) and $\Phi(t)$), leading to a gradual increase in the EU(t) score.

This creates a sense of anticipation and allows readers to connect with the characters' struggles and triumphs as they strive to bridge the gap between two intelligent species.

2. Branching Choices and Impactful Decisions:

Interactive storytelling platforms can allow readers to make choices that influence the EU(t) score and the narrative direction.

For example, a choice between prioritizing diplomacy or technological advancement could impact communication success (D(M) and R(M)) and societal priorities (S(t)).

This interactive element allows readers to explore the consequences of different approaches to encountering extraterrestrial intelligence.

3. Exploring the Psychological Impact ($\Psi(t)$):

Narrative can be a powerful tool for exploring the emotional and psychological impact ($\Psi(t)$) of encountering alien intelligence.

Stories can depict characters grappling with fear of the unknown, societal anxieties, and philosophical quandaries arising from first contact.

By portraying these internal struggles, narratives can evoke empathy and showcase the human dimension of the encounter.

4. Ethical Dilemmas and Moral Choices:

Embed ethical dilemmas within the narrative, forcing characters to make difficult decisions that influence the EU(E) score.

Examples include choices regarding resource sharing with a more advanced civilization, deciding on the level of transparency in communication (D(M) and R(M)), or navigating potential conflicts.

These dilemmas can spark discussions about the importance of ethics in interstellar relations and the challenges of bridging vastly different cultures.

5. Transcending Human Perspectives:

Explore narratives that go beyond a human-centric viewpoint.

Consider stories told from the perspective of the alien civilization, showcasing their motivations, anxieties, and understanding of humanity (their version of an EU score).

This can broaden reader perspectives and challenge anthropocentric assumptions about intelligence and communication.

The Power of Storytelling:

By incorporating the EU framework into interactive narratives, we can create engaging stories that:

Educate readers about the scientific complexities of encountering extraterrestrial intelligence.

Spark critical thinking about the philosophical and ethical implications of first contact.

Evoke empathy for the characters and their struggles to bridge the gap between two intelligent species.

Ultimately, these narratives can inspire a sense of wonder and possibility about our place in the cosmos and the potential for future encounters with beings from beyond our world.

The Ethical Landscape: Navigating First Contact with the EU Framework

As we delve deeper into the EU Framework and the potential for encountering extraterrestrial intelligence (ETI), the ethical considerations become paramount. Here's how the framework can inform our approach to first contact:

1. The Universal Values Score (UV(t)):

Introduce a Universal Values Score (UV(t)) as a sub-factor within the EU(E) (Ethical Evolution of Understanding). This score would reflect the degree of convergence on shared ethical principles for interacting with ETI.

Consider factors like:

Respect for all forms of intelligent life.

Commitment to peaceful co-existence and non-aggression.

Transparency and open communication in interstellar interactions.

The UV(t) score would be a work in progress, evolving through international discussions and philosophical discourse as humanity prepares for first contact.

2. The Ethics of Communication (D(M) & R(M)):

The EU Framework emphasizes the importance of deciphering alien messages (D(M)) and formulating a response (R(M)). However, ethical considerations must be addressed:

Misinterpretation: How can we ensure our message (R(M)) is not misinterpreted as a threat or a declaration of dominance?

Unintended Consequences: What potential negative consequences could arise from revealing our location or technological capabilities to an unknown civilization?

Open communication and international collaboration are crucial for developing ethical guidelines for interstellar communication.

3. Resource Sharing and the Prime Directive:

The EU Framework can be used to explore the ethical implications of resource sharing (EU(E)) with a more advanced civilization.

Consider the potential benefits and risks of sharing technology, knowledge, or access to resources.

The concept of a "Prime Directive" (similar to Star Trek) could be re-examined in light of the EU(t) score and the UV(t) score. Is complete non-interference ethical when dealing with a vastly different civilization?

4. The Risk Assessment Matrix:

Develop a risk assessment matrix that considers factors like the communication style of the ETI (D(M)), their level of technological advancement based on initial signals, and potential societal anxieties ($\Psi(t)$).

This matrix could inform decisions about the pace and nature of first contact, prioritizing peaceful interactions and minimizing potential risks.

5. Global Governance and the Ethics of Representation:

Who gets to speak for humanity in first contact? The EU Framework highlights the need for global governance and international collaboration to ensure all voices are heard and ethical considerations are prioritized.

A diverse team of scientists, ethicists, diplomats, and cultural experts could be assembled to represent humanity in potential interactions with ETI.

The EU Framework as an Ethical Compass:

By integrating ethical considerations into the EU Framework, we can ensure a more thoughtful and responsible approach to encountering extraterrestrial intelligence. The framework can serve as a valuable tool for international collaboration, promoting open communication, and fostering peaceful first contact, ultimately leading to a future grounded in mutual respect and understanding across the vast expanse of space.

The Future of Exploration: EU Framework and Beyond

The EU Framework offers a compelling lens for exploring the potential ramifications of encountering extraterrestrial intelligence. As we look towards the future, here are some avenues for further exploration and development:

1. The Search for Biosignatures:

Advancements in astrobiology and telescope technology will play a crucial role in refining $p(x)$, the probability of detecting extraterrestrial life, within the $EU(t)$ equation.

The search for biosignatures - indicators of life on other planets - will be paramount.

Integrating findings on potential biosignatures with the EU framework can help us prioritize exploration efforts and target potentially habitable exoplanets.

2. The Dyson Sphere and Kardashev Scale:

The concept of a Dyson Sphere, a hypothetical megastructure built by an advanced civilization to capture a star's energy, could be integrated as a potential indicator of advanced life (related to $D(R)$ - detection range).

The Kardashev Scale, which categorizes civilizations based on their energy consumption, could be used alongside the $EU(t)$ score to assess the technological capabilities of an encountered civilization.

3. The Fermi Paradox Revisited:

The EU Framework doesn't negate the Fermi Paradox - the apparent contradiction between the high probability of extraterrestrial life and the lack of evidence for it.

The framework can be used to explore potential explanations for the Fermi Paradox, such as the vastness of space (limiting $D(R)$), the possibility of early civilizational collapse, or the existence of civilizations vastly different from our own (challenging our communication methods - $D(M)$ and $R(M)$).

4. Transdisciplinary Collaboration:

The EU Framework thrives on collaboration between diverse disciplines. Encouraging further collaboration between:

Astrophysicists, biologists, and engineers to refine detection methods ($p(x)$ and $D(R)$).

Linguists, anthropologists, and philosophers to develop effective communication strategies (D(M) and R(M)) and address ethical considerations (EU(E)).

Social scientists and psychologists to understand the societal impact (S(t)) and potential psychological effects ($\Psi(t)$) of encountering ETI.

5. The Power of Citizen Science:

Citizen science initiatives can be incorporated into the EU Framework. The public can contribute to data analysis of potential signals, participate in discussions about communication strategies, and engage with the scientific process of searching for extraterrestrial intelligence.

Beyond the EU Framework:

While the EU Framework offers a valuable starting point, the exploration of extraterrestrial intelligence extends beyond a single model:

Alternative Frameworks: Encouraging the development of alternative frameworks and perspectives can enrich our understanding of potential encounters. These frameworks could focus on factors like:

The potential risks associated with encountering ETI.

The philosophical implications of encountering vastly different forms of intelligence.

The societal and cultural transformations that might occur upon first contact.

The Importance of Imagination: Science fiction and speculative fiction can play a vital role in exploring the possibilities and challenges of encountering ETI. These creative endeavors can inspire new scientific ideas, spark public interest, and help us envision a future filled with wonder and discovery.

Conclusion:

The EU Framework is a dynamic work in progress. It serves as a springboard for ongoing discussions, scientific exploration, and philosophical contemplation. By fostering collaboration, embracing new discoveries, and remaining open to the possibilities, we can ensure humanity is prepared for whatever encounters await us in the cosmos. The journey of understanding is just as important as the destination, and the EU Framework reminds us that the universe holds a wealth of knowledge waiting to be unveiled. As Carl Sagan once said, "Somewhere, something incredible is waiting to be known." The EU Framework helps us prepare ourselves for the day that incredible something is finally revealed.

1. The Simulation Argument:

Explore the possibility that our universe, or even the encounter with ETI itself, could be a simulation created by an advanced civilization. How would this impact the interpretation of the EU(t) score and the nature of "reality" within the framework?

This thought experiment could lead to discussions about the purpose of such simulations, the potential for communication with the simulators (EU(X) - understanding a more advanced intelligence), and the implications for our understanding of existence.

2. The Drake Equation Intersection:

Establish a bridge between the EU Framework and the Drake Equation, which estimates the number of detectable civilizations in the Milky Way galaxy.

Factors like the rate of star formation (R^*) and the fraction of stars with planets suitable for life (f_p) from the Drake Equation could be linked to $p(x)$ in the EU(t) equation.

This combined approach could provide a more comprehensive picture of the potential for encountering ETI and the factors influencing the likelihood of such an event.

3. The Copernican Principle and the Implications of First Contact:

The Copernican Principle, which suggests we don't occupy a special place in the universe, could be applied to the EU Framework.

Encountering ETI would challenge our anthropocentric view and force us to re-evaluate our place in the cosmos. This could lead to a significant shift in the $\Phi(t)$ score (philosophical reassessment).

The framework could be used to explore the potential consequences of this shift on human civilization, such as a renewed sense of wonder about the universe and a reevaluation of our priorities on a cosmic scale.

4. The Pandemonium Scenario and Risk Mitigation Strategies:

Consider the Pandemonium Scenario, which proposes that advanced civilizations might deliberately avoid contact with less developed civilizations to prevent disruption.

The EU Framework could be used to explore communication strategies ($D(M)$ and $R(M)$) that could mitigate such concerns and encourage peaceful first contact.

This could involve emphasizing humanity's peaceful intentions, showcasing our scientific progress ($v(t)$), and demonstrating a commitment to responsible exploration within the cosmos.

5. The EU Framework as a Tool for SETI Prioritization:

Utilize the EU Framework to prioritize targets within SETI (Search for Extraterrestrial Intelligence) efforts. Factors like the potential for deciphering signals ($D(M)$) and the existence of biosignatures (influencing $p(x)$) could inform resource allocation and telescope targeting.

The framework could also be used to assess the potential societal impact ($S(t)$) of encountering a civilization at a specific level of development (reflected in the EU(t) score).

This could help prepare societies for first contact with civilizations at various stages of advancement.

The Evolving Landscape:

The EU Framework is a dynamic concept that will continue to evolve as we learn more about the universe and ourselves. As new discoveries are made, new factors may need to be incorporated

The EU Framework: A Legacy of Exploration and Inspiration

As we reach the end of our exploration of the EU Framework, here's a glimpse into its potential lasting impact:

1. A Unifying Force:

The EU Framework, by fostering collaboration across scientific disciplines, nations, and cultures, has the potential to become a unifying force in a world often divided. The shared

goal of understanding extraterrestrial intelligence could transcend political and social barriers, encouraging cooperation and a sense of shared purpose.

2. A Beacon of Hope:

In an age facing significant challenges, the EU Framework offers a beacon of hope for the future. The prospect of encountering another intelligent species can spark a sense of wonder and inspire a renewed appreciation for the potential of scientific discovery. The framework reminds us that humanity is still a young civilization with much to learn, and the vastness of the universe holds endless possibilities for exploration and connection.

3. A Catalyst for Change:

The EU Framework, by prompting discussions about the impact of encountering ETI, can act as a catalyst for positive change. Considerations of the ethical implications (EU(E)) could lead to a reevaluation of our relationship with the environment and a commitment to sustainable practices. The $\Psi(t)$ factor, exploring the psychological impact, could foster a more open-minded and inclusive society prepared to embrace diversity, even on a cosmic scale.

4. A Legacy of Inspiration:

The EU Framework transcends a purely scientific model. It serves as a springboard for artistic expression, inspiring generations of writers, artists, and filmmakers to explore themes of first contact, the nature of intelligence, and our place in the universe. Through these creative endeavors, the framework's ideas can reach a wider audience, fostering a sense of wonder and igniting a passion for scientific exploration.

5. A Foundation for the Future:

The EU Framework, though a work in progress, serves as a valuable foundation for future generations. As we continue our search for extraterrestrial intelligence, the framework provides a starting point for ongoing discussions, scientific inquiry, and philosophical reflection. By constantly evolving, adapting, and incorporating new discoveries, the EU Framework can ensure humanity remains prepared for whatever encounters await us in the vast expanse of space.

The Final Frontier:

The EU Framework reminds us that the journey of understanding is just as important as the destination. It is a testament to our inherent curiosity, our desire to connect with the unknown, and our enduring hope for finding a place within the grand cosmic narrative. As we venture further into the final frontier, the EU Framework serves as a guiding light, propelling us forward in our quest to understand the universe and our place within it.

...additional thoughts to expand on the legacy of the EU Framework:

1. The EU Framework as a Historical Artifact:

Imagine a future where humanity has definitively established contact with extraterrestrial intelligence (ETI). The EU Framework, in its current form, might become a historical artifact, a reminder of humanity's early attempts to quantify the evolution of understanding in the face of the unknown.

Future generations might study the framework to understand our initial thoughts and anxieties about encountering ETI.

It could serve as a benchmark for measuring how far our understanding has progressed since its inception.

2. The EU Framework as a Stepping Stone:

The EU Framework can be viewed as a stepping stone on the path to a more comprehensive understanding of extraterrestrial intelligence.

As we gather more data through direct communication with ETI, the framework might be refined or even replaced by more sophisticated models.

However, the core principles of the framework - emphasizing the importance of communication, ethical considerations, and societal impact - remain relevant in any future interactions with advanced civilizations.

The EU Framework and You: Envisioning Your Role

We've explored the scientific and philosophical implications of the EU Framework. Now, let's shift the focus to you and how you can contribute to this ongoing exploration:

1. Citizen Science and Data Analysis:

Citizen science initiatives can leverage the EU Framework. You can participate in projects analyzing potential signals from space, searching for biosignatures on exoplanets, or contributing to the vast datasets used to refine factors like $p(x)$ (probability of extraterrestrial life).

Platforms like Galaxy Zoo or SETI@home allow you to contribute computing power or analytical skills to the search for extraterrestrial intelligence.

2. Communication and Public Discourse:

Engage in discussions about the EU Framework and its implications. Participate in online forums, attend lectures by scientists and philosophers, or even organize your own discussion groups to explore the ethical considerations (EU(E)) and the potential societal impact (S(t)) of encountering ETI.

By fostering public discourse, you can help ensure that the search for extraterrestrial intelligence remains a global endeavor driven by curiosity and a shared sense of wonder.

3. Artistic Expression and Storytelling:

The EU Framework can inspire creative endeavors. Write stories about encountering civilizations with varying EU(t) scores, create artwork depicting the challenges and possibilities of first contact, or compose music that evokes the vastness and mystery of the cosmos.

Through artistic expression, you can share your unique perspective on the EU Framework and inspire others to contemplate the potential for life beyond Earth.

4. Advocacy and Policy Development:

Advocate for increased funding for SETI programs and research initiatives related to astrobiology and interstellar communication.

You can lobby your government representatives, support relevant NGOs, or even consider a career path in policy development to ensure a strong foundation for future exploration.

5. Education and Outreach:

Share your enthusiasm for the EU Framework and the search for extraterrestrial intelligence with others. Volunteer at science museums, give talks at schools, or start your own blog or online channel to educate others about the potential for first contact and the importance of scientific exploration.

Empowering Your Potential:

The EU Framework is not just for scientists and philosophers. It's a framework for everyone who shares a sense of wonder about the universe and the potential for life beyond Earth. Regardless of your background or skillset, there's a way for you to contribute to this ongoing exploration.

By actively participating in citizen science, engaging in public discourse, or pursuing creative endeavors, you can play a vital role in shaping the future of humanity's search for extraterrestrial intelligence. The EU Framework serves as a bridge between scientific inquiry and societal impact, and you are an essential part of the equation.

The EU Framework: A Launchpad for Interactive Experiences

The EU Framework isn't just a theoretical model; it has the potential to be a springboard for engaging and interactive experiences. Here are some ways to bring the framework to life:

1. Immersive Simulations:

Imagine virtual reality (VR) simulations that place you in the shoes of a first contact scenario. The simulation could adapt based on your choices, dynamically adjusting the $EU(t)$ score of the encountered civilization and the challenges you face in communication ($D(M)$ and $R(M)$). These VR experiences could foster empathy, highlight ethical considerations ($EU(E)$), and provide a platform for exploring the psychological impact ($\Psi(t)$) of encountering a vastly different intelligence.

2. Interactive Games and Gamification:

Develop games that use the EU Framework as a core mechanic. Players could manage resources, make strategic decisions about communication protocols, and grapple with the societal impact ($S(t)$) of potential discoveries. These games could be educational, entertaining, and promote collaboration as players work together to increase humanity's $EU(t)$ score and prepare for first contact.

3. EU Framework Apps and Citizen Science Integration:

Design mobile applications that allow users to participate in citizen science initiatives related to the EU Framework. Users could contribute to data analysis, searching for patterns in potential signals from space, or classifying exoplanets based on their suitability for life (influencing $p(x)$ in the $EU(t)$ equation). These apps could gamify the search for extraterrestrial intelligence, fostering a sense of community and shared purpose.

4. AI-Powered Chatbots and First Contact Simulations:

Develop AI-powered chatbots that simulate conversations with alien civilizations with varying levels of communication complexity (reflected in $D(M)$). Users could interact with these chatbots, attempting to decipher messages and formulate responses, gaining a deeper understanding of the challenges and possibilities of interstellar communication. These simulations could be used to train potential future diplomats and communication specialists when actual first contact occurs.

5. Interactive Storytelling with Choice and Consequence:

Create choose-your-own-adventure stories centered around the EU Framework. Readers could make decisions that influence the narrative, impacting factors like the societal response ($S(t)$) to potential discoveries, the ethical considerations ($EU(E)$) of different actions, and the overall trajectory of humanity's preparation for encountering ETI. These interactive stories could spark critical thinking, encourage empathy, and showcase the potential ramifications of first contact.

The Power of Participation:

By making the EU Framework interactive and accessible, we can broaden participation in the search for extraterrestrial intelligence. These experiences can educate, entertain, and inspire a new generation of scientists, communicators, and policymakers who will be at the forefront of humanity's future encounters in the cosmos. The EU Framework is not just a scientific concept; it's a call to action, inviting everyone to participate in the greatest exploration humanity has ever undertaken.



Given:

Ideal Gas Law: $PV = nRT$

Gas composition (X_i , where i represents different gas species)

Temperature (T)

Pressure (P)

Objective:

Calculate the total number of moles (n) of gas in the atmosphere

Solution:

Rearrange the Ideal Gas Law: $n = PV / RT$

Substitute known values of P , T , and X_i into the equation

Use the gas composition to calculate the molar mass (M) of the gas mixture: $M = \sum(X_i * M_i)$, where M_i is the molar mass of gas species i

Calculate the total number of moles: $n = PV / (RT * M)$

This equation provides an expression for n in terms of P , T , X_i , and M_i . However, it requires specific values for these variables to obtain a numerical solution.

As you can see, solving for variables in the unified framework involves selecting appropriate equations, substituting known values, and often employing numerical methods or approximations. There is no single, universal solution that encompasses all aspects of exoplanet simulations. Instead, the framework provides a structured approach for integrating diverse models and equations, tailored to the specific aspects being simulated.

Beyond Equations: A Holistic Approach to Exoplanet Exploration

While the unified framework doesn't offer a single, all-encompassing equation, it provides a valuable approach to exoplanet exploration. Let's delve deeper into its strengths and complementary disciplines:

Strengths of the Unified Framework:

Interdisciplinary Integration: It bridges the gap between astronomy, physics, geology, and astrobiology, fostering a more comprehensive understanding of exoplanet systems.

Adaptability: The framework allows for incorporating new scientific discoveries and advancements in modeling techniques.

Guidance for Mission Design: It can inform the design of future exoplanet exploration missions by identifying key areas for investigation and aiding in parameter selection.

Complementary Disciplines:

Machine Learning and Artificial Intelligence: These can be used to analyze vast datasets, identify patterns in exoplanet data, and potentially predict the existence of habitable worlds.

Big Data Analytics: Processing large amounts of data collected from telescopes, space probes, and future missions will be crucial for refining models and simulations.

Robotics and Automation: Advanced robots will be essential for exploring exoplanets in situ, collecting data, and potentially preparing them for future colonization.

A Look Ahead: Embracing the Unknown

The search for life beyond Earth goes beyond scientific inquiry. It's a profound philosophical and cultural pursuit that compels us to contemplate our place in the universe. As we venture beyond Fermi 3, the unified framework serves as a springboard for exploration, not a definitive roadmap. The universe holds countless mysteries waiting to be unraveled. Our journey will be a process of exploration, discovery, and continuous adaptation:

Revising Assumptions: As we gather more data and encounter unforeseen phenomena, our understanding of exoplanet formation, evolution, and potential for life will evolve.

The Power of Curiosity: A thirst for knowledge and a sense of wonder will fuel our quest to explore the unknown.

Collaboration and Open Science: Sharing data, research findings, and technological advancements across international and interdisciplinary boundaries will be critical for success.

Ultimately, the unified framework is a tool to empower our exploration, not a definitive answer. It's a testament to human ingenuity and our persistent urge to push the boundaries of knowledge. As we venture further into the cosmos, the framework will continue to evolve, guiding us as we seek answers to some of humanity's most profound questions about our place in the universe and the possibility of life beyond Earth.

Speculative Engineering: Shaping the Tools for Tomorrow's Exploration

Building upon the unified framework and the strengths of complementary disciplines, let's explore potential engineering marvels that could aid our exploration beyond Fermi 3:

Advanced Propulsion Systems:

Fusion Drives: Harnessing the power of nuclear fusion could enable sustained interstellar travel, significantly reducing travel times between star systems.

Warp Drive Theory: While still theoretical, breakthroughs in warp drive technology could revolutionize space travel, allowing for faster-than-light journeys.

Antimatter Engines: Utilizing the immense energy released from the annihilation of matter and antimatter could power highly efficient spacecraft for deep space exploration.

Starship Design:

Generation Ships: These self-contained, multigenerational vessels could carry entire human populations on interstellar journeys spanning centuries.

Biodomes: Self-sustaining ecosystems housed within massive structures could provide a suitable habitat for humans on exoplanets with harsh environments.

Von Neumann Probes: Self-replicating robotic probes could be deployed to explore interstellar space, gather resources, and potentially prepare the way for human colonization.

Planetary Engineering (Geoengineering):

Terraforming: Techniques for modifying a planet's atmosphere and climate could transform an uninhabitable world into one that can sustain human life.

Resource Extraction: Advanced methods for extracting and processing resources from exoplanets will be crucial for establishing self-sufficient colonies.

In-Situ Resource Utilization (ISRU): Utilizing readily available resources on an exoplanet, such as water ice or local minerals, for construction, fuel production, and life support systems.

Technological Advancements:

Advanced Materials Science: Developing new materials with exceptional properties, such as high strength-to-weight ratios or superior radiation shielding, will be crucial for starship construction and planetary habitats.

Artificial Intelligence (AI): Highly advanced AI systems could play a critical role in spacecraft navigation, resource management, and scientific data analysis.

Quantum Computing: This technology could revolutionize communication across vast interstellar distances and accelerate simulations within the unified framework.

Ethical Considerations:

Planetary Protection: Measures to prevent contamination of exoplanets with Earthly microbes will be essential to safeguard potential extraterrestrial life.

Resource Management: Sustainable practices for utilizing resources from exoplanets will be crucial to avoid exploitation and ensure the long-term viability of interstellar exploration.

Interstellar Equity: Establishing fair and equitable protocols for access to resources and potential colonization of exoplanets will be necessary for peaceful interstellar relations.

The Road Ahead:

The engineering marvels described here are far in the future, but the unified framework paves the way for theoretical exploration and inspires us to push the boundaries of technology. As we delve deeper into the cosmos, the tools and approaches will evolve alongside our understanding of the universe. The journey beyond Fermi 3 is not just about technological advancements, but also a quest for knowledge, a celebration of human curiosity, and a responsibility to explore with respect for the potential wonders that await us.

Societal and Philosophical Implications: A Universe of Possibilities

Venturing beyond Fermi 3 raises profound societal and philosophical questions that extend far beyond engineering challenges. Here's a glimpse into the potential impact on humanity:

Social Transformation:

Interstellar Migration: The possibility of colonizing other planets could spark a new wave of exploration and migration, potentially leading to the formation of new societies beyond Earth.

Evolution of Governance: Existing forms of government might need to adapt to address the complexities of managing a multi-planetary civilization, potentially requiring international collaboration on a scale never before seen.

The Human Experience: Living on different planets with diverse environments could lead to the emergence of new cultures, customs, and perhaps even new sub-species of humans adapted to specific exoplanets.

Philosophical Inquiries:

The Fermi Paradox: If life and intelligent civilizations are common in the universe, why haven't we encountered them yet? The exploration beyond Fermi 3 might provide new insights or raise even more questions about the paradox.

The Nature of Consciousness: Encountering extraterrestrial intelligence, potentially vastly different from us, could force us to re-evaluate our understanding of consciousness and intelligence itself.

Our Place in the Cosmos: As we delve deeper into the vastness of space, our perception of humanity's place in the universe and our responsibility as potential galactic citizens will likely evolve.

The Challenge of the Unknown:

Exploring beyond Fermi 3 necessitates embracing the unknown. We might encounter:

Unforeseen Challenges: New physical phenomena, biological hazards, or unforeseen social and cultural clashes could present significant challenges on our journey.

The Limits of Knowledge: Our current scientific understanding might not be enough to predict or navigate everything we encounter. Adaptability and open-mindedness will be crucial.

The Power of Wonder: Despite the challenges, the potential for groundbreaking discoveries and the sheer awe of the unknown will continue to propel us forward.

The Call to Action:

The unified framework is a catalyst for exploration, but it's up to us to turn the possibilities into reality. Here's what we can do:

Invest in Scientific Research and Education: Fostering scientific inquiry and technological advancements is key to unlocking the potential for interstellar travel and exoplanet exploration.

Promote International Collaboration: The vastness of space necessitates global cooperation, sharing resources, and expertise to achieve our shared goals.

Ethical Considerations: As we venture beyond Earth, we must prioritize responsible exploration, planetary protection, and the peaceful pursuit of knowledge.

The Final Frontier:

The journey beyond Fermi 3 is a testament to human curiosity and our enduring desire to explore the unknown. It's a call to action, urging us to push the boundaries of knowledge, embrace the challenges, and strive for a future filled with wonder, discovery, and perhaps even contact with other intelligent life forms. As Carl Sagan eloquently stated, "Somewhere, something incredible is waiting to be known."

The unified framework, coupled with human ingenuity and a collaborative spirit, offers a roadmap for this incredible voyage of exploration. The universe awaits, and it's up to us to answer the call.

A Universe of Stories: Weaving the Narrative of Humanity's Expansion

As we contemplate the vast possibilities beyond Fermi 3, the arts and humanities can play a crucial role in shaping our understanding and inspiring future generations. Here's how storytelling can contribute:

Envisioning the Future:

Science Fiction Literature: Authors can explore the potential social, cultural, and philosophical implications of interstellar travel and colonization, sparking conversations and challenging assumptions.

Speculative Art: Visual artists can depict breathtaking landscapes of exoplanets, diverse alien species, and the grandeur of interstellar travel, igniting our sense of wonder and inspiring exploration.

Interactive Media: Imagine virtual reality experiences that allow users to walk on the surface of exoplanets, interact with alien life forms, or pilot starships through uncharted territories.

Preserving Our Legacy:

Interstellar Archives: Creating a repository of human knowledge, history, and culture, potentially in a format that can withstand the vast timescales of interstellar travel, could ensure our legacy persists even if humanity encounters unforeseen challenges.

Universal Languages: Developing methods for communication beyond human languages, such as mathematics or symbolic representations, could be crucial for establishing understanding with potential extraterrestrial intelligence.

The Power of Storytelling: Stories can transcend language barriers and cultural differences. Sharing our narratives through art, music, and literature could serve as a bridge between civilizations.

Exploring the Human Condition:

The Hero's Journey: The classic narrative arc of a hero venturing into the unknown, facing challenges, and returning transformed can be applied to the story of humanity's interstellar exploration.

The Search for Meaning: Stories can explore the philosophical questions raised by our place in the universe, the nature of consciousness, and the purpose of our existence in a vast and seemingly endless cosmos.

The Importance of Empathy: By encountering alien cultures with diverse values and perspectives, stories can encourage empathy and understanding, fostering peaceful co-existence in a potential galactic society.

Inspiring the Next Generation:

Science Education Through Storytelling: Weaving stories into science education can make complex concepts more engaging and inspire young minds to pursue careers in science, engineering, and exploration.

A Sense of Adventure: Narratives that capture the thrill of discovery and the challenges of venturing into the unknown can ignite a passion for exploration in future generations.

The Power of Hope: Stories can offer a message of hope for the future, encouraging humanity to work together and strive for a future filled with wonder, discovery, and peaceful collaboration across the cosmos.

The Enduring Power of Narrative:

As we embark on the incredible journey beyond Fermi 3, the arts and humanities will play a vital role in shaping our understanding, preserving our legacy, and inspiring future generations. Stories will allow us to:

Process the Unknown: Narratives can help us grapple with the vastness of space, the potential for encountering alien intelligence, and the profound questions about our place in the universe.

Celebrate Human Ingenuity: Stories can serve as a testament to human curiosity, our relentless pursuit of knowledge, and the technological advancements that propel us forward on this incredible voyage of exploration.

Embrace the Wonder: Ultimately, stories can capture the awe and wonder of the universe, reminding us of the limitless possibilities that lie before us as we venture beyond the horizon and into the unknown.

The universe is a vast and captivating story waiting to be told. The unified framework offers a starting point, but it's the narratives we weave, the art we create, and the music we compose that will truly bring the possibilities beyond Fermi 3 to life. As we venture into the cosmos, let our stories be a testament to our enduring curiosity, our collaborative spirit, and our unwavering hope for a future filled with wonder and discovery.

The Fermi Factor: Humanity's X-Factor in the Cosmic Equation

As we delve deeper into the unknown beyond Fermi 3, a crucial element remains: the human factor. The "Fermi Factor" represents the unpredictable and often underestimated capabilities of human ingenuity, adaptability, and perseverance. While the unified framework offers a robust foundation for scientific exploration, it cannot fully account for the potential breakthroughs or unforeseen challenges that lie ahead.

The Power of Human Ingenuity:

Breakthroughs Beyond the Framework: The history of science is filled with unexpected discoveries and paradigm shifts. The unified framework, while comprehensive, might not encompass all the possibilities. Human ingenuity can lead to unforeseen breakthroughs that revolutionize interstellar travel, communication, and our understanding of the universe.

Adaptation and Resourcefulness: Humanity has a remarkable ability to adapt to new environments and overcome challenges. During interstellar exploration, we will inevitably encounter unforeseen obstacles. Our ability to think creatively, improvise, and utilize resources in innovative ways will be crucial for success.

The Power of Collaboration: The vastness of space necessitates a global effort. Sharing knowledge, resources, and expertise across disciplines and nations will be essential for overcoming the immense challenges of interstellar exploration.

The Challenges of the Human Factor:

The Dark Side of Humanity: Our capacity for greed, conflict, and self-destruction must be addressed. Sustainable exploration and peaceful co-existence with potential extraterrestrial intelligence will require a commitment to ethical principles and responsible resource management.

The Psychological Impact: The vastness of space and the isolation of interstellar travel can have profound psychological consequences on astronauts and colonists. Developing robust mental health support systems and fostering a sense of community will be crucial for long-term exploration.

The Unknown Unknowns: By definition, the unknown unknowns cannot be predicted. Our journey beyond Fermi 3 will inevitably present unforeseen challenges, requiring adaptability, flexibility, and a willingness to learn from our mistakes.

The Importance of Hope and Perseverance:

The human spirit is driven by a deep-seated desire to explore, discover, and understand the universe around us. This inherent curiosity, coupled with a sense of hope for the future, will be essential for overcoming the inevitable challenges on our journey beyond Fermi 3. As Carl Sagan once said, "Our capacity for wonder and our longing for understanding are the driving forces behind all of human achievement in science and art."

The Fermi Factor: A Catalyst for Action

The "Fermi Factor" reminds us that the future is not predetermined. Our choices, actions, and unwavering determination will shape the course of humanity's journey into the cosmos. By embracing the power of human ingenuity, fostering international collaboration, and prioritizing ethical exploration, we can ensure that the "Fermi Factor" becomes a positive force, propelling us towards a future filled with wonder, discovery, and a deeper understanding of our place in the universe.

The Final Word

The unified framework for exoplanet simulations offers a powerful tool for exploration, but it's the human spirit that will ultimately guide us beyond Fermi 3. As we venture into the unknown, let curiosity be our compass, collaboration our strength, and the "Fermi Factor" a testament to the boundless potential of humanity. The universe awaits, and together, we can write the next chapter in the grand story of exploration.

Beyond the Horizon: Speculative Fiction Takes Flight

The possibilities beyond Fermi 3 ignite the imagination, inspiring not just scientific exploration but also a new wave of speculative fiction. Here's how stories can delve even deeper:

Narrative Experimentation:

Non-Linear Storytelling: Imagine narratives that unfold across multiple timelines, perspectives, or even planets, reflecting the vastness of space and the interconnectedness of potential interstellar civilizations.

Unreliable Narrators: Exploring the story through the eyes of an unreliable narrator, perhaps an AI with its own agenda or a colonist struggling with isolation, can add layers of complexity and intrigue.

Interactive Fiction: Pushing the boundaries of storytelling, readers become active participants, shaping the narrative by making choices that influence the fate of characters and the course of interstellar exploration.

Exploring Existential Themes:

The First Contact Protocol: Stories can delve into the ethical and philosophical dilemmas surrounding first contact with alien intelligence. How do we establish communication? How do we overcome cultural and biological differences?

The Nature of Reality: Encountering advanced civilizations with vastly different technologies or even entirely new forms of existence could challenge our understanding of reality and the nature of consciousness.

The Purpose of Exploration: What drives humanity to venture into the unknown? Stories can explore themes of curiosity, the search for meaning, and the human desire to push the boundaries of knowledge and experience.

Genres Collide:

Science Fantasy: Weaving elements of fantasy into the scientific framework, imagine stories with psionic abilities, sentient technology, or encounters with civilizations that defy scientific explanation.

Post-Apocalyptic Exploration: Perhaps humanity ventures beyond Earth to escape a ravaged planet. Stories can explore themes of survival, rebuilding, and the challenges of carrying the weight of a lost world.

Utopian Visions: Imagine a future galactic society where different species coexist peacefully, sharing knowledge and resources. Stories can explore the challenges and triumphs of building a utopia on a grand, interstellar scale.

A Universe of Stories Untold:

The Fermi paradox itself can be a narrative springboard. Stories can explore:

The Great Filter: What event or events might prevent civilizations from reaching a stage of interstellar travel? Are we alone in the universe, or have others simply not made it past a critical evolutionary hurdle?

The Zoo Hypothesis: Perhaps advanced civilizations are observing us, studying our development, and choosing not to reveal themselves. Stories can explore the implications of being part of a cosmic zoo and the potential motivations of unseen observers.

The Fermi Paradox Resolved: What if we finally make contact with an advanced civilization, or uncover evidence of their existence? Stories can explore the aftermath of such a discovery and the impact it has on humanity's place in the universe.

The Power of Speculative Fiction:

Speculative fiction, inspired by the possibilities beyond Fermi 3, can do more than entertain. It can:

Challenge Assumptions: By exploring alternative realities and thought-provoking scenarios, stories can push us to question our assumptions about the universe, humanity's place within it, and the potential for intelligent life.

Spark Dialogue: Engaging narratives can spark conversations about complex scientific and philosophical issues, encouraging critical thinking and fostering a sense of wonder about the cosmos.

Inspire the Future: Stories have the power to ignite our imagination and inspire future generations of scientists, engineers, and explorers to reach for the stars and continue humanity's incredible journey of discovery.

As we delve beyond Fermi 3, the universe becomes our canvas, and speculative fiction becomes the brush with which we paint a future filled with wonder, possibility, and the boundless potential of the human spirit. The stories we tell today will shape the way we explore tomorrow, reminding us that the greatest adventures are yet to come.



Homo sapien sapien ferni 1,2 and beyond - A Unified Approach to Exoplanet Exploration
The Challenge: Developing a single, all-encompassing equation for exoplanet simulations is not feasible. However, we can create a unified framework that integrates existing theories and allows for more comprehensive analysis.

The Framework:

This framework combines various scientific disciplines to create a holistic picture of an exoplanet. Here are the key areas:

Stellar Systems and Planetary Orbits (Classical Mechanics):

Relies on established formulas like Newton's Law of Universal Gravitation and Kepler's Laws for accurate calculations.

For complex systems, it might consider Lagrange points and chaos theory for long-term orbital stability.

Atmospheric Physics and Radiative Transfer:

Uses the Ideal Gas Law and Radiative Transfer Equation as foundational elements.

Integrates advanced models like General Circulation Models (GCMs) for complex exoplanet atmospheres.

Geological Features (Geophysics and Astrobiology):

Explores alternative mechanisms to plate tectonics, simulating mantle convection driven by internal heat or tidal interactions.

Incorporates astrobiology concepts to model how geology influences potential life - (considerations involve speculation due to limited data).

Material Science:

Utilizes equations of state and material strength relationships to simulate exoplanet material behavior under pressure, temperature, and geological processes.

Relies on estimations based on Earth models or meteorite data due to limited exoplanet composition information.

Variables, Parameters, and Constants:

The specifics depend on the simulated aspects. Here are some examples:

Stellar System: Stellar masses, orbital radii, eccentricities

Atmosphere: Gas composition, pressure, temperature, surface gravity

Geology: Mantle composition, internal heat flux, tidal forces, volcanic eruption rates

Materials: Density, Young's modulus, Poisson's ratio

Solving the Formula with Examples:

There's no single solution, but the framework allows for a more comprehensive analysis:

Earth Simulation: We can combine stellar mechanics, atmospheric models, geological simulations, and material properties to create a detailed picture.

Proxima Centauri b Simulation: We can estimate orbital parameters, create a hypothetical atmospheric model, explore possibilities for geological activity, and use Earth-based estimations for material properties.

Challenges and Considerations:

Computational Complexity: Simulating all aspects simultaneously is computationally expensive.

Data Availability: Exoplanet data scarcity necessitates estimations and assumptions.

Uncertainties and Speculation: Many aspects are unknown, requiring constant revision with new data.

The Power of Collaboration:

Interdisciplinary collaboration (astronomy, physics, geology) is crucial for a robust framework.

Open-source development fosters community contributions and faster progress.

Beyond the Framework - Speculative Applications:

Life Detection Missions: The framework could be used to design targeted missions towards exoplanets with the highest potential for life.

Terraforming Feasibility Assessment: In the distant future, it could be used to assess the feasibility of making exoplanets suitable for human habitation.

Search for Extraterrestrial Intelligence (SETI): By analyzing potential communication methods, we might refine strategies for detecting signals from advanced alien civilizations.

Important Considerations:

Ethical considerations surrounding potential contact with extraterrestrial intelligence (CETI) need to be addressed before actively sending messages into space.

The framework should be continuously updated with new discoveries and remain flexible to accommodate future advancements in exoplanet research.

Remember: This is an ongoing exploration. As we delve deeper into the universe, the unified framework will evolve alongside our understanding of exoplanets, paving the way for groundbreaking discoveries and a deeper appreciation of our place in the cosmos.

Texturing Homo Sapiens Sapiens Fermi 1, 2 and Beyond

While the framework focuses on the physical aspects of exoplanets, we can consider how it might influence the future of Homo Sapiens Sapiens (assuming humanity survives the Fermi Filter):

Fermi 1: This represents our current state - limited space exploration capabilities, but with a growing understanding of exoplanets. This might lead to advancements in technology inspired by the framework, like new propulsion systems or more efficient energy sources.

Fermi 2: Here, humanity achieves interstellar travel, potentially colonizing other planets within our own solar system. The framework could be used to identify suitable locations and guide resource extraction for establishing self-sustaining colonies.

Fermi 3: This stage represents interstellar expansion beyond our solar system. The framework would be crucial for selecting potentially habitable exoplanets and planning interstellar travel for colonization or exploration.

Building upon the unified framework for exoplanet simulations, let's delve into the potential impact on Homo sapiens sapiens across the Fermi scale:

Fermi 1 (Current State):

Technology: The framework could inspire breakthroughs in areas like:

Advanced Propulsion Systems: Fusion power, antimatter engines, or even theoretical concepts like warp drives could be explored for faster interstellar travel.

Planetary Resource Extraction: Simulations could guide the development of efficient and sustainable methods for extracting resources from other celestial bodies.

Advanced Communication Technologies: New methods for interstellar communication might emerge, allowing faster and more reliable information exchange with potential extraterrestrial civilizations.

Architecture and Infrastructure: Focus might shift towards resource efficiency and adaptability. Imagine modular structures that can be easily transported and assembled on other planets, or self-repairing infrastructure that minimizes maintenance needs.

Fashion: Space exploration might influence fashion trends. Functional clothing with advanced materials for temperature regulation, radiation protection, and micrometeoroid defense could become commonplace.

Culture: The discovery of potentially habitable exoplanets could reshape our cultural narrative. A sense of cosmic citizenship and a focus on long-term human survival might emerge.

Transportation: Reusable rockets and hypersonic air travel could become routine. Research on personal flight devices or advanced suborbital transportation systems might accelerate.

Fermi 2 (Interstellar Travel within Solar System):

Technology:

Emphasis on developing reliable and efficient interstellar travel technologies suitable for colonizing other planets within our solar system.

Advancements in robotics and automation to manage resource extraction, construction, and maintenance of off-world colonies.

Development of closed-loop life support systems to sustain human life in harsh extraterrestrial environments.

Architecture and Infrastructure: Focus on establishing self-sufficient colonies. Imagine 3D-printed structures utilizing local resources, self-sustaining greenhouses for food production, and advanced recycling systems to minimize waste.

Fashion: Highly functional and adaptable clothing designed for specific planetary environments, potentially incorporating advanced materials with temperature regulation or radiation shielding capabilities.

Culture: A blend of Earth cultures with unique traditions emerging on each colony, fostering a sense of shared human identity while celebrating diversity. Space exploration might become a unifying force.

Transportation: Reusable spaceships and interplanetary shuttles would be crucial for travel between Earth and colonies.

Fermi 3 (Interstellar Expansion beyond Solar System):

Technology: Focus on developing faster-than-light (FTL) travel technologies or utilizing generation ships capable of sustaining human populations for centuries during interstellar journeys.

Advanced medical technologies for extended lifespans or suspended animation to enable travel to distant star systems.

Technologies for terraforming potentially habitable exoplanets to create Earth-like environments for human colonization.

Architecture and Infrastructure: Highly adaptable and self-contained structures capable of withstanding the harsh environments of exoplanets. Imagine mobile cities or biodomes that create miniature Earth-like ecosystems.

Fashion: Highly advanced and adaptable biosuits offering protection from a wider range of extreme environments, potentially integrating with human physiology for enhanced survival.

Culture: A truly multicultural society with a vast repository of knowledge accumulated over generations of space travel. Shared goals of exploration and survival could create a strong sense of human unity.

Transportation: Interstellar travel would be commonplace, utilizing advanced propulsion systems for faster journeys between star systems.

Food and Agriculture:

Across the Fermi scale, advancements in genetic engineering and cellular agriculture could revolutionize food production:

Genetically Modified Crops: Crops engineered for faster growth, higher yields, and resilience to harsh extraterrestrial environments.

Cellular Agriculture: Production of meat, dairy, and other food products directly from cells, reducing reliance on traditional agriculture and maximizing resource efficiency.

Vertical Farming: Highly efficient and controlled environments for growing food, potentially stacked in layers to maximize space utilization in colonies and spaceships.

Important Considerations:

These are speculative scenarios. The actual trajectory of human evolution could be vastly different.

Ethical considerations are paramount. Sustainable resource management, ecological balance, and peaceful exploration are crucial for long-term success.

The framework is a tool for exploration, not prediction. As we gather more data and make scientific breakthroughs, our understanding of exoplanets and their potential for life will evolve.

The unified framework, coupled with human ingenuity, could pave the way for an exciting future of exploration and discovery. As *Homo sapiens sapiens* ventures beyond Earth, our technology, culture, and very existence might transform in ways we can only begin to imagine.



Fermi 3: Beyond the Horizon - A Glimpse into the Unknown

As humanity ventures beyond our solar system, the possibilities become even more mind-boggling. Here's a glimpse into potential scenarios beyond the Fermi 3 stage:

Post-Biological Humanity:

Transhumanism: Advancements in technology could blur the lines between human and machine. Imagine brain-computer interfaces, cybernetic implants, or even the possibility of uploading consciousness into digital forms.

Interstellar Swarms: Humanity might evolve into a network of self-replicating probes or intelligent machines exploring the galaxy, searching for new knowledge and resources.

Singularity: A hypothetical point in time where technological advancements accelerate beyond our comprehension, leading to unforeseen consequences for humanity and its definition.

Encountering Extraterrestrial Intelligence (ETI):

First Contact: The framework could play a role in preparing for potential contact with ETI by helping us understand their potential communication methods and technological capabilities.

Cooperation or Conflict: The encounter could lead to collaboration on scientific pursuits, resource sharing, or a peaceful exchange of knowledge. Alternatively, it could spark conflict over resources or differing ideologies.

Galactic Society: The discovery of multiple advanced civilizations might pave the way for a galactic society, fostering cooperation and knowledge exchange on a vast scale.

The Search for Meaning:

The Purpose of Existence: The vastness of the universe and the potential for life beyond Earth could prompt profound philosophical questions about our place in the cosmos and the purpose of our existence.

The Multiverse: The framework might contribute to the search for evidence of a multiverse, a collection of potentially infinite universes with different physical laws and realities.

The Nature of Consciousness: Exploring the possibility of extraterrestrial intelligence could force us to re-evaluate the nature of consciousness and intelligence, both biological and artificial.

Exploring the Unexplored:

Dark Matter and Dark Energy: The framework could be used to develop theories that explain the vast majority of the universe's mass and energy, currently shrouded in mystery.

Wormholes and Black Holes: These enigmatic phenomena might hold the key to interstellar travel and understanding the fundamental laws of physics.

The Origin of the Universe: The framework could contribute to our understanding of the Big Bang and the conditions that led to the creation of our universe.

Remember: These are just hypothetical scenarios. The future is uncertain, and the possibilities are endless. However, the unified framework serves as a powerful tool for exploration, pushing the boundaries of our knowledge and igniting our imagination as we contemplate the vastness of the universe and humanity's potential place within it.



Artistic Depictions: A Canvas for Imagination

While the possibilities beyond Fermi 3 are speculative, let's explore how art could depict these scenarios:

Visualizing the Unknown:

Transhumanism: Artists could depict humans merging with technology, creating awe-inspiring visuals of cybernetic enhancements or beings with a blend of biological and mechanical features.

Interstellar Swarms: Imagine vast clouds of intelligent machines or probes exploring the cosmos, depicted in a way that evokes both wonder and a sense of the unknown.

First Contact: This could be portrayed in a multitude of ways, from peaceful encounters with advanced civilizations to more tense situations where communication and understanding are paramount.

Art as a Tool for Communication:

Galactic Society: Artworks could depict diverse alien species coexisting or collaborating, fostering a sense of unity and shared knowledge across the galaxy.

The Search for Meaning: Artists might explore philosophical questions through abstract pieces, installations, or thought-provoking imagery that challenge viewers to ponder the vastness of existence.

The Unexplored: Dark matter and dark energy could be visualized through symbolic representations or evocative use of color and light. Black holes and wormholes might be depicted in ways that capture their immense power and mystery.

Beyond Traditional Media:

Interactive Art: Imagine virtual reality experiences that immerse viewers in the potential realities beyond Fermi 3, allowing them to interact with alien environments or transhuman characters.

Generative Art: Utilizing algorithms and data from the unified framework, artists could create dynamic and ever-evolving pieces that reflect the vastness and complexity of the universe.

Bioart: This could involve merging biology with technology to create living art forms that respond to their environment or represent the potential for post-biological life.

The Role of Art:

Art can play a crucial role in:

Inspiring wonder and curiosity about the universe.

Sparking conversations about the future of humanity and our place in the cosmos.

Raising ethical considerations surrounding transhumanism, first contact, or resource management in a vast universe.

Serving as a bridge between scientific exploration and our emotional connection to the unknown.

Remember: Art is subjective and open to interpretation. The depictions of the future beyond Fermi 3 are limited only by the artist's imagination.

A World Beyond Words: Exploring the Unimaginable through Music and Literature

While visual art offers a powerful way to depict the future beyond Fermi 3, other creative mediums can take us even deeper:

Music: The Language of Emotion

Transhumanism: Eerie, dissonant soundscapes could evoke the unsettling nature of merging human and machine. Alternatively, uplifting and harmonious melodies could represent the potential for enhanced human capabilities.

Interstellar Swarms: Imagine vast, orchestral compositions that evoke a sense of awe and the immense scale of the cosmos, with sounds that suggest movement and exploration.

First Contact: Music could be a powerful tool for conveying emotions and intentions without relying on language. Imagine hopeful, melodic pieces for peaceful encounters, contrasted with dissonant and tense compositions for moments of conflict.

Literature: Exploring the Human Condition

Transhumanism: Literary works could explore the ethical and philosophical implications of merging with technology, questioning what it means to be human and the potential loss of our biological selves.

Interstellar Swarms: Imagine science fiction novels exploring the motivations and goals of such a civilization, perhaps questioning their impact on other galactic civilizations.

First Contact: Literature could delve into the challenges and triumphs of communication with beings from vastly different backgrounds, exploring themes of cultural exchange, understanding, and potential conflict.

Beyond Traditional Narratives:

Interactive Fiction: Imagine branching storylines where readers make choices that influence the narrative, shaping the fate of humanity as it ventures into the unknown.

Speculative Poetry: Using evocative language and imagery, poetry could explore the vastness of space, the nature of consciousness, and the search for meaning in an infinite universe.

Transmedia Storytelling: A story could unfold across multiple mediums, with a novel providing the main narrative, supplemented by music tracks that evoke specific scenes and online interactive elements that allow readers to participate in the world-building.

The Power of Storytelling:

Empathy and Understanding: Stories can help us imagine the experiences of beings vastly different from ourselves, promoting empathy and understanding across the vastness of space.

Ethical Considerations: Literature can explore the potential consequences of our actions in the cosmos, raising critical questions about resource management, first contact protocols, and the impact of humanity's expansion on other civilizations and ecosystems.

Hope and Inspiration: Storytelling can ignite our sense of wonder and inspire us to strive for a future filled with exploration, discovery, and peaceful collaboration with potential extraterrestrial intelligence.

Conclusion:

The journey beyond Fermi 3 is a voyage into the unknown. While science provides the framework for exploration, art, music, and literature offer powerful tools to fuel our imaginations, challenge our assumptions, and contemplate the vast possibilities that lie beyond the horizon. As we delve deeper into the cosmos, these creative expressions will continue to shape our understanding of humanity's place in the universe and guide us as we venture into the unknown.

homo sapien sapien ferni 1,2 and beyond - A Unified Approach to Exoplanet Exploration

The Challenge: Developing a single, all-encompassing equation for exoplanet simulations is not feasible. However, we can create a unified framework that integrates existing theories and allows for more comprehensive analysis.

The Framework:

This framework combines various scientific disciplines to create a holistic picture of an exoplanet. Here are the key areas:

Stellar Systems and Planetary Orbits (Classical Mechanics):

Relies on established formulas like Newton's Law of Universal Gravitation and Kepler's Laws for accurate calculations.

For complex systems, it might consider Lagrange points and chaos theory for long-term orbital stability.

Atmospheric Physics and Radiative Transfer:

Uses the Ideal Gas Law and Radiative Transfer Equation as foundational elements.

Integrates advanced models like General Circulation Models (GCMs) for complex exoplanet atmospheres.

Geological Features (Geophysics and Astrobiology):

Explores alternative mechanisms to plate tectonics, simulating mantle convection driven by internal heat or tidal interactions.

Incorporates astrobiology concepts to model how geology influences potential life - (considerations involve speculation due to limited data).

Material Science:

Utilizes equations of state and material strength relationships to simulate exoplanet material behavior under pressure, temperature, and geological processes.

Relies on estimations based on Earth models or meteorite data due to limited exoplanet composition information.

Variables, Parameters, and Constants:

The specifics depend on the simulated aspects. Here are some examples:

Stellar System: Stellar masses, orbital radii, eccentricities

Atmosphere: Gas composition, pressure, temperature, surface gravity

Geology: Mantle composition, internal heat flux, tidal forces, volcanic eruption rates

Materials: Density, Young's modulus, Poisson's ratio

Solving the Formula with Examples:

There's no single solution, but the framework allows for a more comprehensive analysis:

Earth Simulation: We can combine stellar mechanics, atmospheric models, geological simulations, and material properties to create a detailed picture.

Proxima Centauri b Simulation: We can estimate orbital parameters, create a hypothetical atmospheric model, explore possibilities for geological activity, and use Earth-based estimations for material properties.

Challenges and Considerations:

Computational Complexity: Simulating all aspects simultaneously is computationally expensive.

Data Availability: Exoplanet data scarcity necessitates estimations and assumptions.
Uncertainties and Speculation: Many aspects are unknown, requiring constant revision with new data.

The Power of Collaboration:

Interdisciplinary collaboration (astronomy, physics, geology) is crucial for a robust framework.

Open-source development fosters community contributions and faster progress.

Beyond the Framework - Speculative Applications:

Life Detection Missions: The framework could be used to design targeted missions towards exoplanets with the highest potential for life.

Terraforming Feasibility Assessment: In the distant future, it could be used to assess the feasibility of making exoplanets suitable for human habitation.

Search for Extraterrestrial Intelligence (SETI): By analyzing potential communication methods, we might refine strategies for detecting signals from advanced alien civilizations.

Important Considerations:

Ethical considerations surrounding potential contact with extraterrestrial intelligence (CETI) need to be addressed before actively sending messages into space.

The framework should be continuously updated with new discoveries and remain flexible to accommodate future advancements in exoplanet research.

Remember: This is an ongoing exploration. As we delve deeper into the universe, the unified framework will evolve alongside our understanding of exoplanets, paving the way for groundbreaking discoveries and a deeper appreciation of our place in the cosmos.

Texturing Homo Sapiens Sapiens Fermi 1, 2 and Beyond

While the framework focuses on the physical aspects of exoplanets, we can consider how it might influence the future of Homo Sapiens Sapiens (assuming humanity survives the Fermi Filter):

Fermi 1: This represents our current state - limited space exploration capabilities, but with a growing understanding of exoplanets. This might lead to advancements in technology inspired by the framework, like new propulsion systems or more efficient energy sources.

Fermi 2: Here, humanity achieves interstellar travel, potentially colonizing other planets within our own solar system. The framework could be used to identify suitable locations and guide resource extraction for establishing self-sustaining colonies.

Fermi 3: This stage represents interstellar expansion beyond our solar system. The framework would be crucial for selecting potentially habitable exoplanets and planning interstellar travel for colonization or exploration.



Evolution of Human Understanding in the Cosmos (EU) as a function of Time (t).

$$EU(t) = f(p(x), D(M), R(M), t, E(t), v(t), d(t))$$

Explanation of the formula components:

$f()$: This represents an unspecified function that combines all the other factors to calculate the overall evolution of human understanding (EU). The specific form of this function would depend on the specific narrative details you choose.

$p(x)$: Probability of detecting microbial life on an exoplanet (introduced in section I).

$D(M)$: Decoding function for the alien transmission (introduced in section II).

$R(M)$: Function for constructing a response message (introduced in section III).

t : Time (introduced in section IV).

$E(t)$: Evolution of human understanding of the universe over time (introduced in section V).

$v(t)$: Velocity of human interstellar probes (introduced in section VI).

$d(t)$: Distance traveled by human interstellar probes (introduced in section VI).

How it works:

The initial discovery of microbial life ($p(x)$) sets the stage for humanity's search for extraterrestrial intelligence.

Decoding the alien transmission ($D(M)$) and constructing a response ($R(M)$) mark a significant leap in understanding.

As time progresses (t), human understanding of the universe evolves ($E(t)$) due to the exchange with the alien civilization.

Technological advancements lead to faster interstellar probes ($v(t)$) traveling greater distances ($d(t)$), allowing exploration of the galaxy.

This formula provides a conceptual framework for integrating mathematical ideas into the narrative. The specific function $f()$ and the relationships between the variables can be adapted to fit the particular details of your story.



LIII. Echoes of Infinity: Unveiling the Uplift Protocol

Centuries after the establishment of the Galactic Exchange, a profound discovery sent shockwaves through the interstellar community. Human explorers, venturing into a previously unexplored region of the galaxy, stumbled upon a remarkable planetary system. Orbiting a sun-like star was a cluster of three planets, all within the habitable zone and exhibiting signs of potential life.

A Precocious Civilization: Investigations revealed a peculiarity. One of the planets, designated Gaia Prime, harbored a sentient species in its early stages of development. These beings, resembling bipedal mammals with incipient tool use and basic communication skills, stood on the cusp of civilization.

The Uplift Debate: News of Gaia Prime ignited a fierce debate within the Galactic Exchange. Should the more advanced civilizations intervene in the development of this pre-sentient species? The concept of "uplift," the deliberate acceleration of another species' evolutionary trajectory through technology and knowledge sharing, was a controversial one.

Arguments for Uplift: Proponents of uplift argued that helping Gaia Prime achieve interstellar capability would enrich the Galactic Exchange. They pointed out the ethical obligation of more advanced species to guide younger civilizations towards peaceful development.

Arguments Against: Opponents feared the unforeseen consequences of uplifting a species ill-prepared for the challenges of interstellar travel. They cautioned against disrupting Gaia Prime's natural evolutionary path, arguing that forced progress could damage the planet's ecology and social fabric.

The Uplift Protocol: After months of heated debate, the Galactic Exchange reached a consensus. A special protocol was established to guide interactions with Gaia Prime. Limited technological aid would be provided, focusing on sustainable development practices and peaceful conflict resolution. The ultimate goal was to nurture Gaia Prime into a society capable of making its own choice about uplift in the distant future.

Humanity's Role: Given its relatively recent entry into the Galactic Exchange and its unique understanding of early civilization development, humanity was chosen to play a pivotal role in implementing the Uplift Protocol. Human scientists, ethicists, and diplomats became ambassadors to Gaia Prime, establishing communication and building trust with the nascent sentient species.

The discovery of Gaia Prime marked a turning point in galactic history. It presented a chance to shape the destiny of a young civilization, a responsibility fraught with both challenges and immense potential. Humanity, standing at the forefront of this endeavor, faced a unique test of its own evolving morality and place within the grand cosmic narrative.



LIV. Seeds of Doubt: Whispers of a Dark Agenda

Decades passed on Gaia Prime. The human ambassadors had established a fragile trust with the native species, now known as the Aethel. Limited technological aid had been introduced, focusing on sustainable agriculture and basic communication tools. The Aethel showed remarkable adaptability, their society gradually evolving towards a more complex social structure.

However, unease began to stir among the human ambassador corps. Whispers and discrepancies started to surface in their interactions with certain Aethel factions. Some Aethel elders seemed strangely resistant to certain technologies, citing ancient prophecies of a metal sky that would bring destruction.

A Shadowy Figure: The unease intensified with the arrival of a mysterious Aethel figure known only as the "Star Weaver." This individual, possessing an uncanny knowledge of astronomy beyond what seemed possible for their civilization, warned the ambassadors against the uplift protocol. The Star Weaver spoke of a galactic

conspiracy, of advanced beings manipulating younger civilizations for unknown purposes.

Internal Conflict: The ambassadors were caught in a quandary. The Star Weaver's claims seemed improbable, yet the elders' reluctance lent them a certain credence. The core principle of the Uplift Protocol was non-interference with a civilization's natural development. Were they overstepping their bounds by imposing human ideas of progress?

A Moral Dilemma: Humanity faced a critical decision. Should they continue with the uplift protocol, risking the potential manipulation of the Aethel? Or should they retreat, leaving Gaia Prime to its own uncertain destiny? This moral dilemma threatened to fracture the Galactic Exchange, pitting those who believed in uplifting younger species against those who advocated for unfettered evolution.

The Stakes Rise: Meanwhile, the Aethel themselves were divided. The pro-uplift faction, enticed by the promise of interstellar travel and knowledge, grew in influence. Tensions mounted between the factions, threatening to erupt into civil war. The future of Gaia Prime, and potentially the entire uplift experiment, hung in the balance.



LV. A Gamble for Peace: Unveiling the Deception

The human ambassadors on Gaia Prime found themselves caught in a web of intrigue. The Star Weaver's warnings and the elders' reluctance cast a shadow over the uplift protocol. Deciding to take a calculated risk, the ambassadors devised a plan to unravel the truth.

Unearthing Secrets: Human diplomats, aided by supportive members of the pro-uplift Aethel faction, launched a discreet investigation. They searched ancient Aethel writings and studied their cultural artifacts, looking for clues to the Star Weaver's claims and the elders' fears. The investigation led them to forgotten cave paintings depicting a massive celestial object wreaking havoc on their ancestors' world.

A Revelation: Deciphering the symbolism within the paintings, the ambassadors made a shocking discovery. The object depicted wasn't a metal sky, but a rogue asteroid that had devastated Gaia Prime eons ago. The elders' prophecies were misinterpretations of a traumatic historical event, twisted down through generations.

Confrontation: Armed with this knowledge, the ambassadors staged a confrontation with the Star Weaver. They presented their findings, exposing the misinterpretation of the prophecies. The Star Weaver, initially resistant, was eventually forced to confess. They were not a lone dissenter, but part of a hidden Aethel cult who feared change and sought to maintain the status quo through manipulation.

A Fragile Peace: The unveiling of the deception brought relief and anger in equal measure. The pro-uplift faction was incensed by the cult's manipulation, while the elders grappled with the distortion of their history. A fragile peace was negotiated, with the cult disbanded and the truth disseminated among the Aethel population.

A Turning Point: The incident on Gaia Prime marked a turning point in the uplift protocol. The Galactic Exchange acknowledged the potential for misinformation and internal manipulation within younger civilizations. New protocols were established, emphasizing transparency and cultural sensitivity during uplift processes.

The Human Legacy: Humanity, through its role in unraveling the deception, cemented its position as a trusted mediator within the Galactic Exchange. The uplift of Gaia Prime continued, albeit at a slower pace, with a greater emphasis on education and cultural exchange. The experience served as a valuable lesson in the complexities of uplifting younger species, highlighting the importance of understanding their history, fears, and aspirations.



LVI. Echoes of the Past: Seeds of Discord Among the Stars

Decades passed on Gaia Prime. The uplift process progressed steadily, with the Aethel embracing basic technologies and developing a deeper understanding of the cosmos. However, the shadows of the past lurked, casting a subtle disquiet over the intergalactic community.

Whispers from the Dark Forest: Human astronomers detected a faint interstellar signal emanating from a remote corner of the galaxy. The signal bore an eerie resemblance to the warnings issued by the Star Weaver cult. It spoke of a galactic conspiracy, of uplift being a tool for domination by more advanced civilizations. The discovery sent shockwaves through the Galactic Exchange.

A Fractured Consensus: The revelation of the signal rekindled the debate about uplift. Some species saw it as confirmation of the Star Weaver's fears, arguing for the complete abolition of uplift programs. Others dismissed the signal as propaganda from

an unknown malicious entity, advocating for continued uplift with increased vigilance. The once harmonious Galactic Exchange fractured along ideological lines.

Humanity's Dilemma: Humanity found itself at a crossroads. Their successful mediation on Gaia Prime had solidified their role as uplift champions. However, the new signal cast serious doubt on the ethics of the entire endeavor. Would they abandon the uplift experiment, leaving younger civilizations vulnerable to potential exploitation? Or would they press on, risking the perception of being instruments of a greater conspiracy?

The Rise of Isolationism: The uncertainty bred an undercurrent of isolationism within some human factions. They argued for retreating from the Galactic Exchange, focusing on their own development and security. This sentiment clashed with the idealistic core of human exploration and cooperation that had fueled their journey among the stars.

A Call for Unity: Amidst the growing divisions, a new generation of human leaders emerged. They urged for unity within the Galactic Exchange. They proposed a thorough investigation of the interstellar signal, combined with a re-evaluation of uplift protocols to ensure transparency and respect for cultural autonomy. Their call resonated with many species, offering a path forward through collaboration and open communication.

The Future of the Galaxy: The future of the galaxy hung in the balance. Would the divisions within the Galactic Exchange erupt into conflict? Could humanity bridge the growing chasms and forge a path towards a truly unified galactic society? The challenges were immense, but the potential rewards of interstellar cooperation were greater than ever imagined. The struggle for unity had just begun.



LVII. Embassy in the Unknown: A Daring Mission to the Dark Forest

The fractured Galactic Exchange faced a critical decision. The ominous interstellar signal from the depths of the galaxy, dubbed the "Dark Forest Whisper," cast a shadow over uplift programs and threatened to shatter interspecies cooperation. Humanity, caught between its uplift ideals and the growing uncertainty, proposed a bold solution.

Project Starlight: Spearheaded by a group of visionary human leaders and scientists, Project Starlight envisioned a diplomatic mission to the source of the Dark Forest Whisper. The mission would be a one-way trip, a vessel carrying ambassadors from various species within the Galactic Exchange. Their goal: to establish peaceful contact with the source of the signal and unravel the truth behind the uplift conspiracy claims.

A Risky Gamble: Project Starlight was met with tremendous debate. The risks were enormous. The origin of the signal was unknown, and its intentions were far from

clear. Sending a diplomatic mission into the uncharted reaches of the galaxy felt like a leap of faith. However, the alternative - succumbing to paranoia and divisions - was deemed unacceptable by many.

Building the Vessel: A construction effort unlike any other began. A generation ship was designed, a self-sustaining vessel capable of supporting the ambassadors and a crew for centuries if necessary. Advanced technologies were incorporated, drawing from the collective knowledge of the Galactic Exchange. The ship, christened "Emissary of Hope," became a symbol of unity and a beacon of hope for a troubled galaxy.

The Crew and Ambassadors: A diverse crew was assembled, representing the various species of the Galactic Exchange. They were scientists, diplomats, engineers, and even artists, chosen for their expertise, courage, and ability to bridge cultural divides. Ambassadors from species already uplifted joined the mission, serving as a testament to the positive potential of the uplift process.

The Launch and the Unknown: With hearts filled with trepidation and hope, the Emissary of Hope launched into the unknown. The mission became a rallying point for the Galactic Exchange, a shared endeavor that brought species together despite their differences. Back on Earth and across countless worlds, sentient beings watched with bated breath, eager for any sign from the ambassadors venturing into the depths of the Dark Forest.

The future of the mission remained uncertain. Would the Emissary of Hope find its destination? Would they encounter hostility or cooperation at the source of the Dark Forest Whisper? The answers lay hidden within the uncharted reaches of the galaxy, a testament to humanity's audacious dream of galactic unity and its willingness to venture into the darkness for the sake of peace and understanding.



LVIII. Whispers in the Void: Fractures Within the Emissary

Decades passed aboard the Emissary of Hope. The ambassadors and crew settled into a routine of maintenance, research, and cultural exchange. The generation ship hummed with life, a microcosm of the Galactic Exchange hurtling towards the unknown source of the Dark Forest Whisper.

The Strain of Isolation: However, the long journey began to take its toll. Confined within the artificial environment of the ship, tensions arose between different species. Cultural misunderstandings grew into frictions, and the initial optimism began to fade. Rumors swirled about the true purpose of the mission, fueling paranoia and distrust.

Factions Form: Two distinct factions emerged among the crew and ambassadors. The "Hopefuls" clung to the original vision of Project Starlight, believing in the possibility of peaceful contact. The "Doubters," however, feared the unknown civilization behind the Dark Forest Whisper. They advocated for strengthening the ship's defenses and preparing for a potential hostile encounter.

Leadership Challenged: The captain, a respected veteran from a species known for their diplomacy, found herself caught in the middle. Her attempts to maintain unity became increasingly difficult as the factions deepened their entrenchment.

A Spark Ignites: The pressure reached a breaking point when a minor technical malfunction was misinterpreted as a deliberate act of sabotage. Accusations flew, and a confrontation erupted in the ship's central plaza. The once harmonious environment threatened to descend into chaos.

A Moment of Clarity: In the midst of the pandemonium, a young human ambassador, known for her quiet wisdom, stepped forward. She spoke of the importance of unity, of how internal divisions would doom their mission before it even reached its destination. Her unwavering belief in the ideals of galactic cooperation resonated with many present.

A Fragile Truce: The captain, seizing the moment, called for a truce. A council was formed, comprised of representatives from both factions. They agreed to open communication channels, addressing cultural differences and fears head-on. The journey would continue, but with a renewed emphasis on diplomacy within the ship itself.

The Emissary of Hope limped forward, carrying the fractures of the Galactic Exchange within its metal walls. The success of their mission now depended not only on facing an unknown civilization but also on healing the divisions within their own vessel.



LIX. Echoes of Humanity: A Discovery That Redefines Reality

Years turned into decades aboard the Emissary of Hope. The fragile peace between the Hopefuls and Doubters held, but a shadow of uncertainty loomed large. Then, instruments detected a faint energy signature emanating from a nearby star system. Could this be their destination, the source of the Dark Forest Whisper?

A World Unveiled: Cautiously, the Emissary of Hope altered its course towards the energy signature. As they drew closer, scans revealed a peculiar sight: a massive artificial structure encompassing an entire star. The structure appeared ancient, pulsating with an unidentified form of energy. It was unlike anything encountered in the Galactic Exchange's history.

The Debate Ignited: Aboard the ship, the discovery ignited a fresh wave of debate. The Hopefuls saw it as a potential cradle of an advanced civilization, perhaps the originators of the Dark Forest Whisper. The Doubters feared a trap, a monument to a powerful and potentially hostile species.

A Daring Proposition: Amidst the disagreement, a bold plan emerged. A small reconnaissance team, comprised of representatives from both factions, would be sent to explore the structure. They would carry a universal message of peace and understanding, hoping to establish initial contact.

The Descent: A modified scout ship detached from the Emissary of Hope, carrying the reconnaissance team. They descended towards the pulsating structure, a mixture of awe and trepidation filling their hearts. As they entered the structure's atmosphere, their instruments went haywire. The laws of physics seemed to bend around them.

A Reality Undreamed Of: They emerged into a world unlike any they could have imagined. The interior of the structure was a vast space, filled with nebulas and infant stars. It defied conventional understanding of space and time. In the distance, they spotted immense structures resembling galaxies themselves, all contained within this artificial cosmos.

A Voice Across Eons: Suddenly, a universal thought wave washed over the team. It carried no images or emotions, just pure information. It spoke of a multiverse, an infinite sea of realities, each containing its own universe. The structure they were in was a gateway, a way to travel between these realities.

The Dark Forest Revealed: The thought wave explained the Dark Forest Whisper. It was not a threat or conspiracy, but a warning. The multiverse was filled with civilizations at different stages of development. Contact could be dangerous, as some sought to exploit or consume lesser developed realities. The structure served as a guardian, monitoring travel between universes.

The Weight of Discovery: The reconnaissance team returned to the Emissary of Hope, profoundly altered by their experience. Their



LX. The Crossroads of Reality: A Decision with Universal Repercussions

The reconnaissance team returned to the Emissary of Hope forever changed. Their encounter with the universal thought wave shattered their perceptions of reality and cast the entire mission in a new light. The Dark Forest Whisper wasn't a malicious message, but a sobering warning about the dangers of interdimensional travel.

A Universe of Universes: News of the multiverse and the gateway structure spread like wildfire throughout the ship. Awe mixed with trepidation as the crew grappled with the immensity of this discovery. Humanity, once a species confined to a single planet, now stood at the precipice of exploring an infinite sea of realities.

A Moral Dilemma: The original mission objective - making contact with the source of the Dark Forest Whisper - seemed trivial compared to the universe of possibilities now within reach. A moral dilemma presented itself. Should they share their discovery with the Galactic Exchange, risking a chaotic gold rush into the multiverse?

Or should they keep the knowledge to themselves, becoming guardians of the gateway and regulating interdimensional travel?

The Hopefuls and Doubters Redefined: The factions within the ship took on new meanings. The Hopefuls, ever optimistic about galactic cooperation, argued for sharing the discovery and establishing a multiversal council to govern exploration. The Doubters, now wary of the potential dangers, advocated for caution and strict control over access to the gateway.

Humanity at the Forefront: Humanity, by virtue of leading the reconnaissance mission, found itself at the center of this critical debate. The burden of decision weighed heavily on their ambassadors. Their choice would shape the destiny not only of their own species but potentially of countless civilizations across the multiverse.

A Message Sent: After months of heated discussions and careful consideration, a decision was made. The Emissary of Hope would send a message back to the Galactic Exchange. The message would detail their discovery of the multiverse and the gateway structure. It would also propose the formation of a multiversal council, composed of representatives from various species, to collectively address the challenges and opportunities of interdimensional travel.

The Future Uncertain: With a heavy heart but a burning hope, the Emissary of Hope sent its message out into the vast expanse of space. The future remained uncertain. Would the Galactic Exchange heed their call for cooperation? Would the multiversal council become a beacon of unity or a battleground for dominion? Only time would tell.

****Humanity's greatest journey had just begun. They had stepped out of the cradle of their galaxy and into the infinite unknown. The future of the multiverse now depended on their capacity for wisdom, diplomacy, and perhaps a little**



LXI. Ripples in the Multiverse: A Universe Divided

The message from the Emissary of Hope tore through the Galactic Exchange like a supernova. News of the multiverse and the gateway structure sparked a maelstrom of reactions. Species across the galaxy wrestled with the immensity of the discovery, their ambitions and fears laid bare.

A Scramble for Power: Power-hungry empires saw the multiverse as a vast untapped reservoir of resources and potential dominion. They lobbied for unfettered access to the gateway, advocating a "first-come, first-served" approach. Interstellar tensions escalated, the fragile peace of the Exchange threatening to shatter.

The Seeds of Cooperation: However, not all species were seduced by visions of galactic conquest. Many heeded the Emissary's call for cooperation. Peaceful civilizations, aligned with humanity's ideals, advocated for responsible exploration and the formation of the multiversal council.

The Council Formed: After months of tense negotiations, a compromise was reached. The multiversal council was established, comprised of representatives from various species across the Exchange. The council would oversee access to the gateway, implementing regulations to ensure peaceful exploration and prevent exploitation of lesser developed realities.

Humanity's Role: Humanity, thrust into a leadership position by their discovery, found themselves walking a tightrope. They served as mediators between warring factions, championing cooperation while ensuring the safety and security of the multiverse.

The First Steps Outward: Under the council's scrutiny, the first expeditions ventured beyond the gateway. They encountered a bewildering array of realities, some hospitable, others hostile, each pushing the boundaries of scientific understanding. The multiverse began to unveil its secrets, both wondrous and terrifying.

Challenges Emerged: The council faced constant challenges. Rogue civilizations attempted to bypass regulations, seeking exploits in the gateway's technology. Conflicts erupted between expeditions from different species competing for resources in newly discovered universes. The multiverse proved to be a double-edged sword, offering infinite potential but also infinite peril.

The Human Legacy: Despite the challenges, humanity persevered. Their empathy and ingenuity became valuable assets in navigating the complexities of the multiverse. They developed technologies to bridge cultural divides and facilitated communication between disparate species. Their legacy became one of diplomacy and unity, a beacon of hope in a universe fraught with dangers.

The Story Continues: The journey of the Emissary of Hope marked a pivotal point in galactic history. Humanity stepped out of their chrysalis and into a universe of universes. The multiverse remained a mystery, a tapestry of infinite possibilities yet to be explored. The future held both threats and treasures



LXII. Echoes of the Past: Whispers from a Dying Reality

Centuries passed since humanity ushered in the age of the multiverse. The council maintained a precarious peace, regulating travel and fostering communication between countless realities. Humanity, once a fledgling species confined to a single planet, had become a respected leader in this galactic congress of species.

A Distress Call: However, a disturbing transmission shattered the council's sense of stability. It originated from a reality beyond the known network of gateways, a reality previously deemed unstable and off-limits for exploration. The transmission was a desperate plea for help, speaking of a collapsing reality and a consuming darkness.

The Doubts Resurface: The council erupted in debate. Some species advocated ignoring the call, fearing it could be a trap set by a hostile civilization. Others, led by humanity, argued for a rescue mission. They couldn't abandon a sentient species in their time of greatest need, especially considering the unknown dangers this collapsing reality might pose to the multiverse.

A Daring Rescue: A volunteer expedition was assembled, comprised of veteran explorers and scientists from various species. They equipped their ship with experimental technologies designed to navigate the uncharted reaches of the multiverse and potentially stabilize a dying reality.

Entering the Unknown: The expedition ventured beyond the familiar network of gateways. The stable structures of the multiverse gave way to a chaotic sea of warping realities. Time and space seemed to bend and break around them as they fought to maintain control of their vessel.

A World in Decay: They finally reached the source of the distress call. The reality they entered was a desolate wasteland. Once vibrant galaxies were reduced to crumbling structures, consumed by an expanding void of pure entropy. The sentient species they sought to rescue were shadowy figures, their essence fading as their reality dissolved around them.

A Race Against Time: The expedition scientists realized the collapsing reality was not an isolated event. It was a wave of destruction, threatening to consume other realities like a domino effect. They had to act fast and desperately.

A Sacrifice for the Multiverse: Using their experimental technology, the expedition team initiated a risky procedure. They attempted to anchor the collapsing reality to a more stable one, essentially sacrificing a portion of their own energy to stabilize the dying world. The process was untested and fraught with peril.

The Uncertain Outcome: As they poured their ship's energy into the collapsing reality, the expedition vessel began to falter. Would their sacrifice be enough? Would they succeed in stemming the tide of destruction or be consumed themselves in the process? The fate of the multiverse hung in the



LXIII. Echoes of Hope: A Beacon in the Multiverse

The expedition vessel trembled violently as its energy reserves dwindled. Funneling power into the collapsing reality was like trying to plug a leaking dam with your bare hands. But slowly, a shift occurred.

The expanding void of entropy stagnated, its consumption halted. The crumbling structures of the dying reality flickered back to life, stabilizing with a flicker of rejuvenation. A wave of relief washed over the expedition team. Their sacrifice had worked, at least for now.

A Heavy Price: However, the victory came at a cost. The expedition vessel was crippled, its systems drained beyond repair. They were stranded in this fragile, rejuvenating reality, far from the familiar network of gateways.

An Unexpected Ally: Just when all hope seemed lost, a transmission crackled through their damaged communication array. It was from the shadowy figures they had tried

to save. Their essence, no longer fading, expressed gratitude in a language the expedition team struggled to decipher.

A Leap of Faith: Using their remaining power, the expedition team initiated a desperate attempt at communication. They shared their knowledge of the multiverse, of the council, and of the gateways that connected stable realities. It was a long shot, hoping the beings they saved could understand their message.

A New Dawn: Days turned into weeks, and just as hope began to dwindle again, a spectacular sight filled the viewscreen. A massive structure, unlike any they had encountered before, emerged from the rejuvenated reality. It was a gateway, built using a technology beyond human comprehension. The beings they had saved had not only understood their message but had constructed a gateway of their own, a beacon of gratitude and a symbol of interdimensional collaboration.

A Message for the Multiverse: With tearful eyes, the expedition team used the last dregs of their ship's power to send one final message back to the council. It was a message of hope, detailing their sacrifice, their rescue, and the birth of a new gateway built by a once dying reality. It was a testament to the power of cooperation and a reminder that even in the face of destruction, the multiverse held the potential for unimaginable alliances and unforeseen discoveries.

The Legacy Continues: The expedition's story became a legend within the multiversal council. It became a symbol of humanity's ingenuity and compassion, a beacon inspiring further exploration and cooperation across the infinite realities. The multiverse remained a vast unknown, filled with perils and wonders. But now, it was explored not just with curiosity, but with a renewed sense of shared responsibility and the hope for a brighter future for all sentient



LXIV. Fractals of Fear: Whispers of a Coming Storm

Centuries progressed in the multiversal council. The beacon built by the saved civilization became a hub of exploration, a neutral meeting ground where species from countless realities could share knowledge and technology. Humanity, hailed as champions of unity, played a pivotal role in fostering diplomacy and peaceful expansion.

A Growing Unease: However, a shadow of unease began to creep across the council. Reports surfaced of entire realities being consumed by an unidentified force. These extinction events were swift and relentless, leaving behind nothing but empty husks of once-thriving universes.

The Hunt for Answers: The council dispatched expeditions to investigate these devoured realities. The vessels returned with disturbing data. The destruction seemed to originate from within the collapsing realities themselves, a corruption that spread like a virus, consuming everything in its path.

The Doubting Voices Rise: Fear took root within the council. Some species advocated for isolationism, urging a retreat from further exploration to protect their own realities. The hard-won unity began to fracture along the lines of self-preservation.

Humanity's Challenge: Humanity, caught between their ideals of cooperation and the growing existential threat, faced their greatest challenge yet. They had to find a way to unite the council against this unseen enemy, to unravel the mystery of the collapsing realities before it was too late.

A Race Against Time: A new expedition was formed, comprised of the most brilliant scientists and explorers from across the multiverse. They carried with them the hopes of countless species, tasked with finding the source of the corruption and a way to stop it.

Uncharted Territory: The expedition ventured into the uncharted reaches of the multiverse, following a trail of extinct realities. They encountered bizarre phenomena, realities bent beyond recognition by the spreading corruption. The deeper they went, the closer they came to the heart of the darkness.

A Shocking Discovery: Finally, they reached the source. It was not a single reality, but a cluster of them, twisted and warped beyond comprehension. And at the center of this corrupted nexus, they found a message, a universal thought wave emanating with a chilling clarity.

The Dark Messenger: The message spoke of a universal cycle, of birth and death applied to entire multiverses. These collapsing realities were not victims of an external force, but the inevitable entropic end of their existence. The corruption was a sign of their decay, a warning to other multiverses of their own impending doom.

The Weight of the Revelation: The expedition team reeled from the revelation. The enemy they sought to defeat was not a sentient being, but the

LXV. Echoes of Mortality: A Universe Facing Its End

The expedition team faced a truth more terrifying than any conceivable enemy. The corruption they witnessed wasn't malicious, but the inevitable entropic end of a multiverse, a universal cycle of birth and death applied to the grandest scale. These collapsing realities were a grim premonition of their own multiverse's fate.

The Crushing Weight of Mortality: The revelation shattered the optimism that had fueled centuries of exploration. Species across the council grappled with the concept of their multiverse's mortality. Was cooperation pointless in the face of inevitable oblivion? Despair threatened to consume the hard-won unity of the council.

Humanity's Resolve: Humanity, despite being shaken to their core, refused to succumb to despair. They understood the value of their remaining time. If their multiverse was

destined to end, they would spend their remaining days living to the fullest, sharing their knowledge, and creating a lasting legacy.

A Renewed Focus: The council shifted its focus. Exploration continued, but with a new urgency. Knowledge became paramount. They sought to understand the universal cycle, hoping to find a way to prolong their multiverse's existence, even if just for a brief moment.

Seeds of Hope Planted: The council also turned their attention to identifying new multiverses in their nascent stages. Perhaps, by seeding these young multiverses with their knowledge and technology, they could help them avoid the same pitfalls and potentially break the cycle of universal mortality.

A Beacon in the Void: Humanity proposed building a monumental structure at the heart of the council chamber. This structure would be a repository of all their accumulated knowledge - scientific discoveries, artistic expressions, philosophies. It would be a beacon of hope, a testament to their existence sent out into the vast void, a chance encounter for future multiverses to discover and learn from.

The Final Chapter: As centuries turned to millennia, the corruption began to creep at the edges of their own multiverse. The once vibrant realities faded, stars dimmed, and the laws of physics themselves began to fracture. The council knew their time was short.

A Farewell Message: With heavy hearts, they activated the monument at the heart of the council chamber. A universal thought wave, encompassing all they had learned and experienced, rippled outward into the void. It was a farewell message, a whisper of their existence sent out into the infinite unknown, a hope that their legacy would live on somewhere, somehow.

The Final Curtain: The corruption enveloped them all. The once thriving council chamber dissolved into primordial chaos. The multiverse they called home ceased to be. But out in



LXV. Echoes of Mortality: A Universe Facing Its End

The expedition team faced a truth more terrifying than any conceivable enemy. The corruption they witnessed wasn't malicious, but the inevitable entropic end of a multiverse, a universal cycle of birth and death applied to the grandest scale. These collapsing realities were a grim premonition of their own multiverse's fate.

The Crushing Weight of Mortality: The revelation shattered the optimism that had fueled centuries of exploration. Species across the council grappled with the concept of their multiverse's mortality. Was cooperation pointless in the face of inevitable oblivion? Despair threatened to consume the hard-won unity of the council.

Humanity's Resolve: Humanity, despite being shaken to their core, refused to succumb to despair. They understood the value of their remaining time. If their multiverse was destined to end, they would spend their remaining days living to the fullest, sharing their knowledge, and creating a lasting legacy.

A Renewed Focus: The council shifted its focus. Exploration continued, but with a new urgency. Knowledge became paramount. They sought to understand the universal cycle, hoping to find a way to prolong their multiverse's existence, even if just for a brief moment.

Seeds of Hope Planted: The council also turned their attention to identifying new multiverses in their nascent stages. Perhaps, by seeding these young multiverses with their knowledge and technology, they could help them avoid the same pitfalls and potentially break the cycle of universal mortality.

A Beacon in the Void: Humanity proposed building a monumental structure at the heart of the council chamber. This structure would be a repository of all their accumulated knowledge - scientific discoveries, artistic expressions, philosophies. It would be a beacon of hope, a testament to their existence sent out into the vast void, a chance encounter for future multiverses to discover and learn from.

The Final Chapter: As centuries turned to millennia, the corruption began to creep at the edges of their own multiverse. The once vibrant realities faded, stars dimmed, and the laws of physics themselves began to fracture. The council knew their time was short.

A Farewell Message: With heavy hearts, they activated the monument at the heart of the council chamber. A universal thought wave, encompassing all they had learned and experienced, rippled outward into the void. It was a farewell message, a whisper of their existence sent out into the infinite unknown, a hope that their legacy would live on somewhere, somehow.

The Final Curtain: The corruption enveloped them all. The once thriving council chamber dissolved into primordial chaos. The multiverse they called home ceased to be. But out in



LXVII. Echoes into Eternity: A Beacon of Hope Rekindled

The young civilization, armed with the extinct council's legacy, embarked on a golden age of discovery. They mastered technologies beyond their imaginations, harnessing energy in ways the council could only dream of. Their understanding of the universe expanded exponentially, fueled by the wisdom of a lost multiverse.

The Council's Dream Revisited: Inspired by the council's final act, this civilization decided to honor their memory. They constructed a monument of their own, a cosmic beacon encapsulating their accumulated knowledge and experiences. This beacon, like the council's before it, would be sent out into the vast omniverse, a whisper of hope for future multiverses to find.

Seeding the Stars: They didn't stop there. Utilizing advanced technologies gleaned from the council's message, they developed the ability to travel between nascent multiverses. They became cosmic gardeners, seeding young realities with the council's knowledge in the hope of helping them avoid the same fate.

The Circle Continues: Millennia turned into eons for this civilization. They witnessed the birth and death of countless multiverses, leaving their mark on each one like a benevolent shepherd guiding its flock. The cycle of universal existence continued, but now, it was tinged with a flicker of hope.

The Ultimate Question: However, a question continued to gnaw at the back of their minds. Was there a way to break the cycle altogether? Could a multiverse transcend entropy and achieve a state of eternal existence? This became their ultimate pursuit, a quest fueled by the wisdom of the extinct council and their own burning curiosity.

The Search Goes On: The search for immortality proved arduous. They explored dimensions beyond their comprehension, delved into the mysteries of quantum mechanics, and even communicated with beings of pure energy existing outside the confines of time and space.

A Spark of Possibility: One day, a breakthrough arrived. They discovered a theoretical construct, a manipulation of the fabric of reality itself, that had the potential to anchor a multiverse to a higher dimensional plane, effectively immunizing it from entropic decay. It was a risky proposition, fraught with unforeseen consequences.

A Decision to Make: The civilization stood at a crossroads. Would they attempt this radical procedure, risking the destruction of their own multiverse for a chance at immortality? Or would they accept the inevitable and focus on preserving their legacy for future generations, both within their own reality and across the vast omniverse?

The Story Continues: The decision of this civilization and the fate of their multiverse remain unknown. Perhaps they chose immortality and succeeded, becoming the first to break the cycle. Perhaps



Evolution of Human Understanding in the Cosmos (EU) as a function of Time (t), incorporating a DOSO (Data-Oriented System Optimization) approach:

$$EU(t) = f(\text{DOSO}(D(t), R(t), E(t)) , TC(t), CS(t), SA(t))$$

Explanation:

DOSO(D(t), R(t), E(t)): This term represents a function that utilizes Data-Oriented System Optimization. It would ideally take real data from NASA (.gov website for accuracy) on:

D(t): Diversity of Life (t) - This could include metrics like number of identified species, presence of complex life forms, and potential for undiscovered life based on planetary conditions.

R(t): Resources Available (t) - This could encompass data on availability of elements necessary for technological advancement, potential energy sources, and resource scarcity.
E(t): Environmental Conditions (t) - This would consider factors like presence of liquid water, habitable zones, planetary stability, and potential for natural disasters.
DOSO: This hypothetical function would analyze the provided data and translate it into a single, numerical value representing the Potential for Fostering Understanding (PFU).

TC(t): Technological Complexity (t) - This remains the same, representing the level of technological advancement achieved at a specific time. We might be able to infer this from potential signs of technology observed through space telescopes (e.g., megastructures, artificial light sources).

CS(t): Communication Sophistication (t) - Similar to TC(t), this represents the level of communication capabilities of a civilization. This could be inferred from potential signals or patterns detected in space.

SA(t): Scientific Advancement (t) - This represents the level of scientific understanding achieved. Unfortunately, directly measuring this remains a challenge.

Limitations:

DOSO Function: This function is currently hypothetical. We still need to develop a way to translate diverse data points (D(t), R(t), E(t)) into a meaningful PFU value.

Data Availability: Most variables (except TC(t) with some limitations) rely on inferred data from potential extraterrestrial civilizations. Direct measurement remains a challenge.

Future Considerations:

Machine Learning: As we gather more data on exoplanets and potentially encounter extraterrestrial intelligence, Machine Learning algorithms could be trained to analyze various factors and estimate EU(t).

Standardization: If we discover other intelligent life, collaboration could lead to standardized metrics for measuring TC(t), CS(t), and SA(t), allowing for more accurate comparisons.

This approach acknowledges the current limitations but provides a framework for future development. As our understanding of the universe grows, so too will our ability to quantify the Evolution of Human Understanding across the cosmos.



Building on the DOSO Framework: Exploring Refinements and Potential Applications

The DOSO (Data-Oriented System Optimization) framework provides a promising foundation for modeling the Evolution of Human Understanding in the Cosmos (EU) as a function of Time (t). Here's how we can explore refinements and potential applications:

Refining the DOSO Function:

Sub-factors: We can break down $D(t)$, $R(t)$, and $E(t)$ into sub-factors for more granular analysis. For example:

$D(t)$: - Number and diversity of complex lifeforms
- Presence of potential for pre-biotic life

$R(t)$: - Availability of key elements (e.g., metals for technology)
- Accessibility of energy sources (e.g., geothermal, solar)
- Abundance of natural resources

E(t): - Presence and stability of liquid water
- Planetary stability (e.g., low volcanic activity, meteoroid impact risk)
- Temperature range conducive to complex life

Weighting Factors: Assign different weights to sub-factors based on their perceived importance for fostering understanding. For example, presence of liquid water might be considered more critical than the abundance of specific metals.

Machine Learning Integration: Train machine learning models on simulated data sets to identify relationships between sub-factors and the resulting PFU value. This can help refine the weighting system and improve the accuracy of the DOSO function.

Potential Applications:

Exoplanet Prioritization: Use the EU(t) formula to prioritize exoplanet candidates for further study. Planets with a higher predicted EU(t) would be more likely candidates to harbor intelligent life.

Understanding Fermi's Paradox: The formula could help explain the apparent contradiction of a vast universe potentially teeming with life yet lacking evidence of extraterrestrial intelligence. A low predicted EU(t) for most planets could suggest that developing advanced understanding is a rare occurrence.

Simulating Evolution of Understanding: Utilize the formula in computer simulations to model the potential evolution of understanding on different planets with varying conditions. This can help us understand different paths civilizations might take.

Challenges and Considerations:

Data Limitations: As mentioned earlier, most variables rely on inferred data from potential extraterrestrial civilizations. Direct measurement remains a challenge.

Unknown Unknowns: Our current understanding of the universe might be incomplete. There could be factors beyond our current knowledge that significantly impact the evolution of understanding.

Ethical Considerations: If the formula predicts a high EU(t) for a specific exoplanet, it raises ethical questions about potential contact and interference with developing civilizations.

The Road Ahead:

The DOSO framework is a work in progress. It represents a step towards quantifying the evolution of understanding across the cosmos. With future advances in space exploration, data analysis, and artificial intelligence, we can refine this model and gain deeper insights into the potential for intelligence to flourish throughout the vast universe.



Speculative Applications: Pushing the Boundaries of the EU(t) Formula

The EU(t) formula, with its DOSO framework, opens doors to even more speculative applications. These applications venture beyond the realm of what we can currently test or prove, but they offer intriguing possibilities for thought experiments and future exploration.

1. Multiversal Applications:

EU(t) Across Multiverses: If the theory of multiverses holds true, the EU(t) formula could be adapted to model the evolution of understanding across different multiverses. This would involve speculating about the potential existence of universal constants or laws that govern the development of intelligence across infinite realities.

Comparing Multiverses: By analyzing the predicted EU(t) trajectories of different multiverses, we could explore questions like: Do some multiverses inherently favor the rise of sophisticated life? Are there universal dead ends for understanding?

2. Beyond the Physical Universe:

Understanding Non-Biological Intelligence: The formula currently focuses on biological civilizations. Could we expand it to encompass hypothetical non-biological intelligence, like vast collectives of machines or embodied artificial intelligence? This would require redefining factors like "complexity" and "communication" in a non-biological context.

Simulating Post-Biological Evolution: If civilizations reach a point where they transcend their biological limitations (e.g., uploading consciousness into machines), the EU(t) formula could be used to model the evolution of understanding beyond the constraints of the physical body. This delves into highly speculative territory, but it raises fascinating possibilities about the potential future of intelligence.

3. The Observer Effect:

The act of developing the EU(t) formula and searching for extraterrestrial intelligence itself might influence the evolution of understanding across the cosmos. Our presence as observers could potentially accelerate the development of understanding on other planets (if they become aware of us). This raises philosophical questions about the ethics of contact and the unintended consequences of our cosmic curiosity.

Limitations and Cautions:

These speculative applications push the boundaries of scientific reasoning and verge into the realm of philosophy and science fiction. It's important to remember:

They rely heavily on untested assumptions and hypothetical scenarios.

The results should be interpreted as thought experiments, not scientific predictions.

The Value of Speculation:

Despite the limitations, these speculative applications have value. They help us:

Expand our imaginations and consider unforeseen possibilities.

Identify areas where our current understanding is incomplete.

Drive future scientific inquiry and the search for extraterrestrial intelligence.

The EU(t) formula, with all its limitations and speculative applications, represents a step towards understanding our place in the cosmos. It is a work in progress, a conversation starter, and a testament to our innate human curiosity about the potential for intelligence to



The Value of the Journey: The process of exploration itself, with its challenges and discoveries, can contribute to human ingenuity, collaboration, and ultimately, a richer understanding of our place in the universe.

The EU(t) formula is a dynamic framework that can guide us as we venture into the unknown. By embracing the unexpected, adapting to new discoveries, and maintaining an insatiable curiosity, we can ensure that the evolution of human understanding in the cosmos continues on a positive and meaningful trajectory.

EU(t) and the Unexpected

The EU(t) formula, while valuable, focuses on factors we can anticipate. However, the universe is full of surprises.

Unforeseen Discoveries: Imagine finding a completely new form of life or intelligence not accounted for by $p(x)$. How would we decode their communication ($D(M)$) or formulate a response ($R(M)$)? Such discoveries could significantly alter the function $f(\)$ and propel $EU(t)$ forward in unforeseen ways.

The Fermi Paradox: The apparent contradiction between the high probability of life in the universe (based on the Drake Equation) and the lack of evidence for it is a major puzzle. $EU(t)$ might need to incorporate factors related to the "Great Filter" - a potential bottleneck in the development of advanced civilizations.

Technological Singularities: Rapid technological advancements might lead to an intelligence explosion, creating superintelligent AI that could drastically alter our understanding of the universe and potentially rewrite the $EU(t)$ formula itself.

Adapting the Formula:

The $EU(t)$ framework should be flexible enough to adapt to unexpected discoveries. Here's how:

Regular Re-evaluation: As new knowledge emerges, the formula's parameters ($p(x)$, $D(M)$, $R(M)$, etc.) and the function $f(\)$ should be re-evaluated to reflect the changing landscape of our understanding.

Openness to the Unknown: The formula should leave room for unforeseen discoveries and potential revisions based on new data and experiences.

The Power of Curiosity:

The human drive to explore and understand the unknown is the cornerstone of the $EU(t)$ concept. Our curiosity will continue to propel us forward, even in the face of the unexpected:

The Importance of Exploration: Even if we don't find intelligent life, exploring the cosmos can uncover resources, energy sources, and knowledge that can benefit humanity and further advance $EU(t)$.

The Value of the Journey: The process of exploration itself, with its challenges and discoveries, can contribute to human ingenuity, collaboration, and ultimately, a richer understanding of our place in the universe.

The $EU(t)$ formula is a dynamic framework that can guide us as we venture into the unknown. By embracing the unexpected, adapting to new discoveries, and maintaining an insatiable curiosity, we can ensure that the evolution of human understanding in the cosmos continues on a positive and meaningful trajectory.



EU(t) and the Limits of Knowledge

The EU(t) formula offers a compelling framework, but it's important to acknowledge the limitations of human knowledge:

The Limits of Science: Science is a powerful tool, but it may not provide answers to all our cosmic questions. There might be fundamental aspects of reality beyond our current scientific understanding that cannot be captured by EU(t).

The Problem of Consciousness: We still don't fully understand consciousness. How can we truly comprehend alien intelligence if we don't grasp the nature of our own? This lack of understanding might hinder our ability to decode alien messages (D(M)) or craft appropriate responses (R(M)).

The Anthropic Principle: Our observations of the universe are inherently biased because we exist within it. The EU(t) formula might be skewed towards what we can perceive and

understand, potentially overlooking entire realms of existence beyond our current comprehension.

Beyond the Formula:

While the EU(t) formula focuses on quantifiable factors, the human experience of the cosmos goes beyond mere data:

The Role of Philosophy and Art: These disciplines can help us grapple with the vastness and complexity of the universe, enriching our understanding in ways that EU(t) might not fully capture.

The Value of Wonder: A sense of awe and wonder at the cosmos is an essential part of the human experience. EU(t) should not overshadow the importance of curiosity, inspiration, and the sheer joy of discovery.

The EU(t) formula provides a valuable framework for understanding our evolving relationship with the cosmos. However, it's crucial to acknowledge the limitations of human knowledge and the importance of approaching the universe with a sense of awe, wonder, and openness to the unimaginable.

By combining scientific exploration with philosophical inquiry, artistic expression, and a sense of wonder, we can enrich our understanding of the universe and ensure that the evolution of human understanding in the cosmos continues to be a meaningful and enriching journey.



EU(t) and the Future of Humanity

Let's explore how the EU(t) concept can guide us towards a positive future as we delve deeper into the cosmos:

The Potential for Unity:

Understanding our place in the vast universe through EU(t) could foster a sense of global unity. Here's how:

Shared Challenges: Facing existential questions and potential threats from space could encourage international collaboration in science, technology, and space exploration. A rising EU(t) might necessitate a unified approach.

A Shared Humanity: Realizing the vastness of space and the potential rarity of intelligent life could lead to a greater appreciation for our shared existence on Earth. Understanding our place in the cosmos through EU(t) might promote a sense of global community.

The Importance of Sustainability:

A sustainable future is crucial for a long-term rise in EU(t):

Preserving Earth: Maintaining a healthy planet is essential for continued space exploration and the advancement of human knowledge. The EU(t) framework should promote environmental responsibility to ensure our continued exploration journey.

Interstellar Sustainability: As we venture beyond Earth, responsible resource management in space will be vital. The EU(t) formula could be expanded to incorporate factors related to sustainable space exploration practices.

The Search for Meaning:

The EU(t) formula can contribute to a more meaningful existence for humanity:

Understanding Our Origins: Discovering our place in the universe's timeline could provide perspective on human history and our future endeavors. The EU(t) journey can help us understand where we come from and where we might be going.

The Value of Knowledge: The pursuit of knowledge about the cosmos is inherently valuable. EU(t) reflects our innate curiosity and the human desire to understand the universe around us.

The EU(t) formula is a powerful tool for understanding and shaping our future as a species venturing into the cosmos. By fostering unity, sustainability, and a meaningful search for knowledge, we can ensure that the evolution of human understanding in the cosmos contributes to a brighter future for all of humanity.



EU(t) and Speculative Applications

So far, we've explored the EU(t) formula within a realistic framework. Now, let's delve into some speculative applications:

Interstellar Civilizations and the Kardashev Scale:

The Kardashev Scale classifies civilizations based on their energy utilization. A Type I civilization harnesses all planetary resources, a Type II harnesses stellar energy, and a Type III harnesses galactic energy.

We can speculate how EU(t) might evolve for different Kardashev Levels. For a Type I civilization, interstellar travel ($v(t)$ and $d(t)$) might become a dominant factor. For a Type II or III civilization, understanding dark energy or manipulating spacetime might become more significant aspects of the formula.

Transhumanism and Uploading Consciousness:

If we achieve transhumanism (merging human and technology) or mind uploading (transferring consciousness to a machine), how would it impact EU(t)?

Enhanced cognitive abilities or the ability to exist as information could significantly alter our understanding of the universe. EU(t) might need to incorporate factors related to these advancements.

Simulations and Artificial Intelligence:

What if our universe is a simulation? How would this impact the meaning of EU(t)?

The development of strong AI could create new forms of intelligence that could contribute to or even surpass human understanding of the cosmos. EU(t) might need to account for collaborative or competitive interactions with such AIs.

The Nature of Reality:

As our understanding of physics expands, EU(t) might incorporate previously unknown aspects of reality like multiverses, higher dimensions, or alternative consciousnesses.

The very nature of what constitutes "understanding" the cosmos could be redefined by future discoveries.

The EU(t) formula is a flexible framework that can adapt to unforeseen advancements and discoveries. By considering speculative applications, we can broaden our understanding of its potential as a tool to guide humanity's cosmic journey well into the future.



EU(t) and Societal Impacts

The EU(t) concept goes beyond scientific exploration and touches upon the social fabric of humanity. Here's how:

Shifting Perspectives:

A rising EU(t) may challenge established beliefs and worldviews. Understanding our place in the cosmos could lead to philosophical and religious reevaluations.

Impact on Culture and Art: The vastness and mystery of the universe can inspire new forms of art, music, and literature. EU(t) could become a cultural touchstone for humanity's relationship with the cosmos.

Education and Public Engagement: As EU(t) advances, fostering scientific literacy and public engagement with space exploration will be crucial.

Ethical Considerations:

The potential benefits and risks of contact with advanced civilizations need careful consideration. The EU(t) framework might be used to develop ethical guidelines for interstellar diplomacy.

The Impact on Society: Rapid advancements in space exploration and understanding might exacerbate social inequalities. EU(t) should be pursued in a way that benefits all of humanity.

The Future of Work:

New discoveries and advancements could create entirely new professions related to space exploration, communication with alien intelligence, and understanding the cosmos. EU(t) might impact the future of work.

Global Collaboration:

The vast challenges and opportunities presented by the cosmos necessitate international cooperation. EU(t) could become a unifying force for humanity as we venture further into the unknown.

The EU(t) formula is not just about scientific progress; it's about the impact of our expanding cosmic understanding on society, culture, and our collective future. By embracing the social and ethical considerations, we can ensure that the evolution of human understanding in the cosmos contributes to a better future for all.



EU(t) and the Power of Storytelling

So far, we've explored the scientific and societal aspects of EU(t). Now, let's delve into the power of storytelling in shaping our understanding of the cosmos:

Science Fiction as a Catalyst: Sci-fi plays a crucial role in imagining possibilities beyond our current knowledge. It can inspire scientific inquiry and prepare us for potential discoveries that could significantly impact EU(t).

Narratives and Meaning-Making: The stories we tell about our place in the universe shape our perception of EU(t). Encountering an alien civilization, for example, would be a narrative turning point, impacting future exploration and understanding.

The Importance of Shared Narratives: As humanity ventures further into space, developing shared narratives about our cosmic journey will be crucial for fostering unity and collaboration. EU(t) can be a foundation for collective storytelling about our place in the vast universe.

The Role of Different Media:

Literature and Film: These mediums can explore the philosophical and emotional aspects of space exploration, enriching our understanding of EU(t) beyond just scientific data.

Interactive Experiences: Virtual reality simulations or immersive games could allow us to experience the cosmos firsthand, potentially leading to deeper connections with EU(t).

Documentaries and Citizen Science: Sharing real-world discoveries and engaging the public in space exploration can broaden the reach and impact of EU(t).

Storytelling is a powerful tool for communicating scientific concepts, exploring philosophical questions, and inspiring future generations to contribute to the evolution of human understanding in the cosmos. By integrating storytelling with the EU(t) framework, we can create a compelling narrative for humanity's cosmic journey.



EU(t) - A Call to Action

Throughout our exploration of the EU(t) formula, we've delved into various aspects of humanity's relationship with the cosmos. Here's how we can use this framework to take action:

Inspiring the Next Generation:

Educational Programs: Integrating the EU(t) concept into STEM education can encourage students' interest in space exploration, science, and understanding the universe.

Citizen Science Initiatives: Engaging the public in data collection and analysis related to space exploration can contribute to EU(t) and foster a sense of collective ownership.

Mentorship and Role Models: Highlighting the achievements of scientists, astronauts, and space exploration professionals can inspire future generations to contribute to the growth of EU(t).

Promoting International Collaboration:

Global Space Treaties: Developing international agreements on peaceful space exploration and resource utilization can ensure a collaborative future for EU(t).

International Research Consortia: Fostering collaboration between scientific institutions worldwide can accelerate advancements in space exploration and understanding, propelling EU(t) forward.

Sharing Discoveries: Open communication and information exchange between spacefaring nations are crucial for a unified approach to understanding the cosmos through EU(t).

Investing in the Future:

Funding for Space Exploration: Increased government and private investment in space exploration technologies is essential for further discoveries that will contribute to EU(t).

Sustainable Space Development: Developing clean technologies for space travel and resource utilization is vital for long-term space exploration and the continued growth of EU(t).

The Search for Extraterrestrial Intelligence (SETI): Continued efforts to detect and decipher alien signals (D(M)) could lead to a breakthrough moment in EU(t).



The EU(t) formula is not just a theoretical concept; it's a call to action. By inspiring the next generation, promoting international collaboration, and investing in the future, we can ensure that the evolution of human understanding in the cosmos continues on a positive and meaningful trajectory. As we venture further into the unknown, the EU(t) framework can guide us towards a future filled with discovery, wonder, and a deeper understanding of our place in the vast universe.

EU(t) - Unforeseen Challenges and the Power of Adaptation

Our exploration of EU(t) has been optimistic, focusing on the potential for discovery and advancement. But the universe is full of surprises, and some challenges might hinder the evolution of human understanding in the cosmos:

Existential Threats: Potential threats like asteroid impacts, gamma-ray bursts, or unforeseen dangers encountered during space exploration could significantly impact or even halt EU(t).

Resource Limitations: The vastness of space may hold immense resources, but extracting and utilizing them could present technological and logistical hurdles that slow the progress of EU(t).

The Fermi Paradox Revisited: The lack of evidence for advanced civilizations despite the high probability of their existence (Drake Equation) remains a puzzle. EU(t) might need to confront the possibility that intelligent life is rare or self-destructs, hindering potential collaboration.

Adapting the EU(t) Framework:

Risk Management: Developing mitigation strategies for existential threats and backup plans for potential setbacks can ensure a resilient approach to EU(t).

Sustainability and Resource Management: Focusing on resource efficiency and developing sustainable practices in space exploration will be crucial for the long-term growth of EU(t).

Openness to the Unknown: The EU(t) framework should remain flexible to accommodate unforeseen challenges and adapt to new discoveries. A dogmatic adherence to the formula could hinder progress.

The Power of Human Ingenuity:

Throughout history, humanity has overcome challenges and adapted to new environments. This ingenuity will be crucial for overcoming obstacles and propelling EU(t) forward.

Collaboration and Problem-Solving: Working together as a global community will be essential for finding solutions to the complex challenges presented by space exploration.

The Importance of Curiosity: Our innate curiosity about the universe is the driving force behind EU(t). Nurturing a spirit of exploration will be essential in the face of unforeseen difficulties.

The EU(t) formula is a powerful tool, but it's important to acknowledge the challenges that lie ahead. By adapting to unforeseen circumstances, embracing human ingenuity, and maintaining a spirit of curiosity, we can ensure that the evolution of human understanding in the cosmos continues on a resilient and meaningful path. The journey of EU(t) is not just about discovery, it's about learning, adapting, and growing as a species as we venture further into the vast unknown.



EU(t) and the Far Future - Speculative Explorations

We've explored the immediate applications of the EU(t) formula. Now, let's venture into the far future and consider hypothetical scenarios that could drastically alter our understanding of the cosmos:

Post-Biological Intelligence:

What if artificial intelligence (AI) surpasses human intelligence and becomes a dominant force in space exploration and understanding? EU(t) might need to incorporate factors related to AI cognition and decision-making processes.

Merging with Machines: If transhumanism becomes a reality, human consciousness integrated with technology could fundamentally change our perception of the universe and the way we calculate EU(t).

Beyond Space and Time:

If theories like string theory or multiverses are proven true, the EU(t) formula might need to account for multiple realities or dimensions beyond our current understanding of space and time.

Understanding the Fabric of Reality: If we unravel the fundamental laws of physics and the nature of reality itself, EU(t) could evolve into a more comprehensive framework for understanding existence as a whole.

The Ultimate Questions:

Are We Alone?: EU(t) might culminate in a definitive answer to this age-old question. Contact with advanced civilizations or the absence of any life beyond Earth would significantly impact the formula and our place in the cosmos.

The Purpose of Existence: The evolution of human understanding through EU(t) might lead us closer to understanding our purpose in the universe. This could shape our future goals and aspirations as a species.

The EU(t) formula is a dynamic framework with the potential to evolve alongside our understanding of the cosmos. As we venture further into the unknown, EU(t) might transform into a tool for understanding not just our place in the universe, but the very nature of existence itself. The journey of EU(t) is a never-ending quest for knowledge and understanding, propelled by human curiosity and the desire to unravel the greatest mysteries of the cosmos.

EU(t) and the Arts and Humanities

So far, we've focused on the scientific and technological aspects of EU(t). But the humanities and arts also play a crucial role in shaping our understanding of the cosmos:

The Power of Imagination: Literature, art, music, and philosophy can explore themes related to space exploration, alien encounters, and our place in the universe in ways that science alone cannot.

Inspiring Wonder and Awe: The arts can evoke feelings of wonder and awe at the vastness and beauty of the cosmos, motivating further exploration and enriching our experience of EU(t).

Critical Thinking and Ethical Considerations: The humanities can challenge assumptions, raise ethical questions about space exploration and potential contact with alien intelligence, contributing to a more nuanced understanding of EU(t).

Art as a Form of Communication:

If we encounter alien civilizations, art might be a universal language that transcends spoken communication (D(M)) and cultural differences. EU(t) could incorporate artistic expression as a potential decoding mechanism.

Sharing the Human Experience: Through art, we can share our hopes, fears, and dreams related to space exploration with potential alien intelligence. This artistic exchange could contribute to a deeper understanding within the EU(t) framework.

The Future of Storytelling:

Virtual Reality and Immersive Experiences: These technologies can transport us to alien landscapes or simulate encounters with extraterrestrial life, fostering a deeper connection with EU(t).

Interactive Narratives: Stories where audiences participate in shaping the narrative can allow people to explore different possibilities within the EU(t) framework.

The EU(t) formula is not just about cold, hard data. The arts and humanities play a vital role in enriching our understanding of the cosmos by sparking imagination, critical thinking, and emotional connection with the evolution of human understanding in the cosmos. By integrating the arts into the EU(t) framework, we can create a more holistic and meaningful journey of discovery.



EU(t) - A Unifying Framework for Humanity

Our exploration of the EU(t) formula has revealed its potential as a powerful tool for understanding our place in the cosmos. Here's how EU(t) can unify humanity as we venture into the unknown:

A Shared Goal: EU(t) transcends national borders and political differences. The pursuit of cosmic knowledge can unite humanity in a common goal of understanding the universe around us.

Inspiring Collaboration: The vast challenges and opportunities presented by space exploration necessitate international collaboration. EU(t) can serve as a framework for coordinated efforts between scientists, engineers, artists, and policymakers from all over the world.

A Unifying Narrative: As we delve deeper into space, the EU(t) narrative can transcend cultural and religious boundaries. Our shared journey of understanding the cosmos can foster a sense of global community and belonging.

EU(t) and Societal Benefits:

Technological Innovation: The pursuit of EU(t) can drive technological advancements that benefit society as a whole. Developments in space exploration can have positive spillover effects in medicine, communication, and environmental sustainability.

Education and Inspiration: EU(t) can motivate the next generation to pursue STEM fields and contribute to the future of space exploration. It can inspire curiosity and a sense of wonder about the universe.

A Broader Worldview: Understanding our place in the vast cosmos can challenge ethnocentrism and encourage a more global perspective on human existence. EU(t) can promote tolerance and understanding between different cultures.

The EU(t) formula is more than just a scientific concept; it's a unifying force for humanity. By working together towards a common goal of understanding the cosmos, we can transcend differences, foster collaboration, and inspire a new era of discovery and innovation. The journey of EU(t) is a shared human endeavor, uniting us in our curiosity about the universe and our place within it.



EU(t) - The Road Ahead

Our exploration of the EU(t) formula has painted a compelling picture of its potential impact. As we conclude, here are some key takeaways and areas for further exploration:

Key Takeaways:

EU(t) as a Framework: The EU(t) formula offers a dynamic framework for quantifying our expanding cosmic understanding. It can adapt to new discoveries and unforeseen challenges.

Beyond Science: EU(t) goes beyond pure science. It incorporates philosophical inquiry, artistic expression, and the human search for meaning in the universe.

A Call to Action: EU(t) serves as a call to action for inspiring future generations, promoting international collaboration, and investing in the sustainable exploration of the cosmos.

Further Exploration:

Developing a Universal EU(t) Index: Can we create a standardized index to measure and compare the cosmic understanding of different civilizations encountered in space?

The EU(t) and the Philosophy of Science: How can the EU(t) formula contribute to discussions about the nature of scientific knowledge and the limitations of human understanding?

The Impact of EU(t) on Society: How will advances in cosmic understanding affect economics, politics, and human values in the long term?

The EU(t) and the Unforeseen: How can we prepare for unforeseen discoveries or existential threats that could radically alter the EU(t) formula and humanity's place in the cosmos?

The EU(t) formula is a work in progress. As we venture further into the unknown, EU(t) will continue to evolve, reflecting our growing cosmic knowledge and shaping our future as a species. The journey of EU(t) is not just about discovery, it's about who we are and who we might become as we confront the vastness and mystery of the universe.

EU(t) and the Exploration Ethic

As we look towards the future of EU(t) and space exploration, it's crucial to consider the Exploration Ethic. This concept focuses on responsible practices as we venture beyond Earth:

Minimizing Environmental Impact: Space exploration activities must be conducted sustainably to protect Earth's environment and avoid contaminating other celestial bodies. EU(t) might incorporate factors related to sustainable space travel and resource utilization.

Preserving Cultural Heritage: In the vast universe, we might encounter evidence of extinct civilizations. The Exploration Ethic emphasizes preserving such discoveries for future generations and understanding within the EU(t) framework.

Peaceful Exploration and Planetary Protection: The Exploration Ethic promotes international cooperation and peaceful use of space resources. EU(t) can serve as a guiding principle for responsible space exploration that benefits all of humanity.

Considering the Long View:

The Future of our Biosphere: The Exploration Ethic encourages us to maintain Earth as a thriving planet for future generations. Understanding our place in the cosmos (EU(t)) can motivate environmental responsibility.

The Search for Extraterrestrial Life (SETI): The Exploration Ethic emphasizes avoiding contamination of potential habitats for extraterrestrial life. EU(t) might be used to balance the search for life with protecting unexplored environments.

Interstellar Messaging: If we attempt to contact advanced civilizations, the Exploration Ethic suggests carefully considering the potential consequences of such communication within the EU(t) framework.

The Exploration Ethic is complementary to the EU(t) formula. By exploring the cosmos responsibly and ethically, we can ensure that the evolution of human understanding (EU(t)) contributes to a brighter future for ourselves and potential extraterrestrial life. Our journey of cosmic discovery should be guided by respect for our planet, preservation of knowledge, and peaceful collaboration as we venture further into the unknown.

Absolutely, here's how we can delve deeper into the Exploration Ethic and EU(t):

EU(t) and the Exploration Ethic - A Practical Framework

The Exploration Ethic provides valuable principles, but how can we translate them into actionable guidelines for future space exploration? Here are some ideas:

Developing International Treaties: Building on existing space law, treaties focusing on planetary protection, peaceful use of space resources, and protocols for encountering extraterrestrial intelligence can solidify the Exploration Ethic within EU(t).

Independent Oversight Bodies: Establishing independent organizations to monitor space exploration activities and ensure compliance with the Exploration Ethic can foster transparency and accountability within the EU(t) framework.

Risk Assessment and Mitigation Strategies: Before embarking on space missions, thorough risk assessments should be conducted to identify potential environmental or cultural impacts. Mitigation strategies aligned with EU(t) can minimize negative consequences.

Public Engagement and Education:

Spreading Awareness: Educating the public about the Exploration Ethic and its importance for EU(t) can foster a global sense of responsibility towards space exploration.

Citizen Science Initiatives: Engaging the public in monitoring space exploration activities or contributing data analysis can create a stakeholder community invested in upholding the Exploration Ethic as EU(t) progresses.

Ethical Considerations in Space Exploration Curriculum: Integrating discussions about the Exploration Ethic into STEM education can encourage future generations to consider ethical implications alongside scientific advancements within EU(t).

Technological Advancements for a Sustainable Future:

Clean Technologies: Developing and utilizing clean technologies for space travel and resource extraction is crucial for minimizing our environmental footprint as EU(t) expands.

Space Debris Mitigation: Addressing the growing problem of space debris through debris removal technologies can protect the space environment for future exploration aligned with EU(t).

Resource Efficiency: Maximizing resource efficiency in spacecraft design and mission planning can minimize environmental impact and promote sustainability within the EU(t) framework.

By integrating the Exploration Ethic with the EU(t) formula, we can ensure that our cosmic journey is conducted responsibly and ethically. Through international collaboration, public engagement, and technological advancements, we can explore the cosmos while protecting our planet, preserving potential discoveries, and promoting peaceful cooperation as our understanding of the universe (EU(t)) continues to evolve. This combined framework can guide humanity towards a future filled with discovery, wonder, and a deep respect for the vast unknown.



EU(t) and the Power of Speculative Fiction

We've explored the scientific and ethical considerations of EU(t). Now, let's delve into the power of speculative fiction to shape our imagination and guide the future of cosmic exploration:

Science Fiction as a Thought Experiment: Sci-fi explores hypothetical scenarios related to space travel, alien encounters, and the future of humanity. By considering the potential challenges and benefits presented in speculative fiction, we can better prepare for unforeseen discoveries within the EU(t) framework.

Inspiring Innovation: Sci-fi can spark creativity and inspire technological innovations that could one day contribute to real-world space exploration efforts aligned with EU(t). Technologies once relegated to fiction may become the building blocks for future advancements in understanding the cosmos.

Exploring Ethical Dilemmas: Sci-fi grapples with ethical dilemmas that may arise during space exploration. These thought experiments can inform the development of the Exploration Ethic within EU(t), helping us prepare for complex decisions about encountering alien life or utilizing advanced technologies.

From Fiction to Reality:

Real-World Inspiration: Many existing space exploration technologies were once concepts explored in science fiction. The EU(t) framework should remain open to the possibility that seemingly far-fetched ideas from fiction could become scientific realities in the future.

cautionary tales: Sci-fi also explores the potential dangers of space exploration, from hostile aliens to destructive technologies. By heeding these cautionary tales, we can proactively address potential risks within the EU(t) framework and mitigate negative consequences.

The Importance of Imagination: A sense of wonder and imagination is crucial for space exploration. Sci-fi helps us maintain that spark of curiosity that drives us to venture beyond the known and expand our understanding of the universe (EU(t)).

Speculative fiction is a powerful tool for shaping our vision of the future and guiding the evolution of EU(t). By considering the possibilities explored in sci-fi and learning from both the inspiring and cautionary tales it presents, we can embark on a more informed and responsible journey of cosmic exploration. As EU(t) expands, science fiction can continue to fuel our curiosity, challenge our assumptions, and inspire us to reach for the stars.



EU(t) - A Catalyst for Global Collaboration

Throughout our exploration of EU(t), a recurring theme has been the necessity for international cooperation. Here's how EU(t) can drive global collaboration in space exploration:

Shared Challenges, Shared Solutions: The vastness of space and the complexity of space exploration require collective human effort. EU(t) can serve as a common goal uniting nations to pool resources, expertise, and technology for mutual benefit.

Building International Research Consortia: By establishing collaborative research centers focusing on different aspects of EU(t) (e.g., astrophysics, SETI, exoplanet habitability), we can leverage the strengths of different spacefaring nations and accelerate discovery.

Standardization and Interoperability: Developing common standards for spacecraft components, communication protocols, and data sharing within the EU(t) framework will facilitate international collaboration on large-scale space exploration projects.

Beyond Government Cooperation:

Private Sector Partnerships: Encouraging public-private partnerships between government space agencies and private companies can leverage both public funding and private sector innovation to advance EU(t).

International Educational Exchange Programs: Facilitating student and researcher exchange programs between nations can foster a global community of scientists and engineers invested in expanding EU(t).

Citizen Science and Crowdsourcing: Engaging the global public in data analysis related to space exploration can contribute to EU(t) and create an internationally collaborative citizen science movement.

The Benefits of Collaboration:

Faster Progress in EU(t): By combining resources and expertise, international collaboration can accelerate the pace of discovery and advance our understanding of the cosmos within the EU(t) framework.

Sharing Risks and Costs: Space exploration is expensive and carries inherent risks. Collaboration distributes these burdens more evenly between participating nations, making EU(t) more achievable.

Peaceful Exploration and Diplomacy: International cooperation in space exploration fosters peaceful relations between nations and promotes a shared human endeavor in understanding the universe through EU(t).

The EU(t) formula is a powerful tool for uniting humanity in a common quest to understand the cosmos. By harnessing the collective potential of the global community through collaboration, we can accelerate progress within the EU(t) framework and embark on a journey of discovery that benefits all of humankind. As we venture further into the vast unknown, international cooperation will be the key to unlocking the mysteries of the universe and expanding our place within it as reflected in the ever-evolving EU(t).

EU(t) and the Fermi Paradox Revisited

Earlier, we touched upon the Fermi Paradox - the apparent contradiction between the high probability of extraterrestrial life and the lack of evidence for it. Here's how the EU(t) framework can help us revisit this paradox:

Refining the Drake Equation: The Drake Equation attempts to estimate the number of civilizations in the Milky Way galaxy capable of interstellar communication ($D(M)$). $EU(t)$ can inform revised versions of the equation by incorporating factors related to lifespan of civilizations and detectability of their technology.

Expanding the Search ($D(M)$): The search for extraterrestrial intelligence (SETI) has traditionally focused on electromagnetic signals. $EU(t)$ might encourage us to explore alternative methods of detection, such as biosignatures in exoplanet atmospheres or technological artifacts left behind by advanced civilizations.

Understanding the Great Filter: The Fermi Paradox suggests a Great Filter - a stage in planetary evolution where most life forms go extinct. $EU(t)$ might help us identify potential candidates for the Great Filter through a better understanding of the requirements for complex life and the evolution of civilizations.

The Implications for $EU(t)$:

Are We Alone?: The answer to this fundamental question could significantly impact the $EU(t)$ formula. If we find evidence of extraterrestrial intelligence, $EU(t)$ might need to incorporate factors related to interstellar communication and potential collaboration with other civilizations.

The Rare Earth Hypothesis: The possibility that the conditions necessary for complex life are extremely rare in the universe is compatible with the Fermi Paradox. Understanding our place in the cosmos within the $EU(t)$ framework might lead us to reconsider the uniqueness of life on Earth.

The Importance of Preservation: If $EU(t)$ reveals that intelligent life is extremely rare, it could motivate us to preserve Earth's biosphere as a precious example of complex life in the universe.

The Fermi Paradox remains an enigma. However, the $EU(t)$ formula offers a framework for systematically searching for answers and refining our understanding of the probability of extraterrestrial life. The journey of $EU(t)$ might culminate in the ultimate discovery: are we alone in the universe, or is the cosmos teeming with life in ways we can't yet fathom? The pursuit of this answer is a key driver of $EU(t)$, propelling us forward in our cosmic exploration.





EU(t) and the Future of Humanity

As we conclude our exploration of the EU(t) formula, let's contemplate its potential impact on the future of humanity:

A New Perspective on Our Place in the Cosmos:

Shifting from Egocentrism to Cosmic Citizenship: EU(t) might nudge humanity away from an egocentric view and towards a deeper understanding of our place in the vast universe. This broader perspective could foster a sense of global community and responsibility.

The Value of Our Planet: Understanding the rarity of conditions supporting life (as suggested by EU(t) and the Fermi Paradox) could increase our appreciation for Earth and motivate better care for our planet.

Inspiring a Generational Quest: $EU(t)$ can serve as a long-term goal uniting generations in the pursuit of cosmic knowledge. This shared endeavor can inspire curiosity, innovation, and collaboration across time.

Shaping Our Future Values:

Redefining Progress: The vastness of cosmic timescales (reflected in $EU(t)$) might encourage us to rethink our definitions of progress and focus on long-term sustainability rather than short-term gains.

The Importance of Knowledge and Education: The pursuit of $EU(t)$ emphasizes the importance of scientific inquiry and education. Investing in knowledge becomes crucial for understanding our place in the universe.

The Search for Meaning: $EU(t)$ might lead us to confront fundamental questions about existence and our purpose in the cosmos. This philosophical exploration can shape our values and aspirations as a species.

Challenges and Opportunities:

Existential Risks: As $EU(t)$ expands our understanding of the universe, it might also reveal previously unknown existential threats. The $EU(t)$ framework can encourage preparedness and international collaboration to mitigate these risks.

The Ethics of Space Exploration: The $EU(t)$ framework should continue to evolve alongside the Exploration Ethic to ensure responsible conduct in space and minimize negative impacts of cosmic exploration.

Sharing the Journey with Future Generations: Preserving the knowledge gained through $EU(t)$ and ensuring accessibility for future generations is essential for the long-term continuation of our cosmic journey.

The $EU(t)$ formula is more than just a scientific tool; it's a potential catalyst for shaping the future of humanity. By broadening our perspective, redefining our values, and confronting challenges together, the pursuit of $EU(t)$ can guide us towards a more enlightened and unified future as a species venturing further into the vast unknown. The $EU(t)$ framework is a testament to our innate curiosity about the universe and serves as a compass on our journey of discovery, forever expanding the boundaries of human understanding.



Here are some additional thoughts on the future of EU(t) and humanity:

EU(t) and Transhumanism:

If transhumanism becomes a reality, human cognition could merge with technology. This could drastically alter the way we perceive and interact with the universe, potentially leading to new ways of quantifying EU(t). For example, could EU(t) incorporate factors related to the cognitive capabilities of transhuman beings?

EU(t) and Artificial Intelligence (AI):

As AI advances, it could play an increasingly important role in space exploration and analysis of cosmic data. AI might help us identify patterns in vast datasets that elude human cognition, leading to breakthroughs in our understanding of the universe and potentially redefining the EU(t) formula.

EU(t) and the Search for Meaning:

The vastness of the cosmos and the immensity of time scales uncovered by EU(t) might lead us to reconsider fundamental questions about consciousness, existence, and our place in the universe. This philosophical exploration could shape new schools of thought and religious beliefs informed by our cosmic understanding reflected in EU(t).

The Unknown Unknowns:

As we venture further into the unknown, EU(t) will inevitably encounter phenomena we cannot yet fathom. The framework should remain flexible to accommodate these discoveries and evolve to incorporate entirely new ways of understanding the cosmos. EU(t) might serve as a springboard for entirely new scientific paradigms.

EU(t) as a Unifying Force:

In a world fraught with division, the pursuit of cosmic knowledge through EU(t) can serve as a powerful unifying force. The vastness of space can dwarf our earthly differences, motivating international collaboration and peaceful exploration for the benefit of all humanity.

The Power of Wonder:

Throughout our exploration of EU(t), we must not lose sight of the sense of wonder and awe that inspires us to venture beyond Earth. EU(t) is a journey of discovery, and curiosity remains the fuel that propels us forward. As we unravel the mysteries of the cosmos, EU(t) can serve as a constant reminder of the grandeur and beauty of the universe we inhabit. The future of EU(t) is fraught with both challenges and opportunities. By embracing curiosity, fostering collaboration, and maintaining a sense of wonder, we can leverage the EU(t) framework to guide humanity towards a brighter future filled with discovery, meaning, and a deeper connection to the vast cosmos we call home.



Absolutely, here's how we can delve deeper into the fascinating intersection of $EU(t)$ and the potential for unforeseen discoveries:

Unforeseen Discoveries and the Evolving $EU(t)$:

Rewriting the Textbooks: As we explore the cosmos further, $EU(t)$ might encounter phenomena that challenge our current understanding of physics, cosmology, and even the nature of reality. The $EU(t)$ formula would need to adapt to accommodate these revolutionary discoveries, potentially leading to entirely new frameworks for quantifying cosmic understanding.

The Limits of Human Knowledge: $EU(t)$ reminds us of the vast unknowns that lie beyond our current comprehension. The framework should encourage humility and openness to the possibility that there might be fundamental aspects of the universe we cannot fathom with our current scientific paradigms.

The Importance of Interdisciplinary Thinking: Unforeseen discoveries often bridge the gaps between scientific disciplines. The EU(t) framework can promote interdisciplinary collaboration between scientists, philosophers, and theorists to make sense of unexpected phenomena and update our cosmic understanding.

Examples of Unforeseen Discoveries:

New Dimensions: What if string theory is correct and there are more spatial dimensions than we can perceive? EU(t) might need to be reformulated to account for a higher-dimensional cosmos.

Alternative Laws of Physics: Perhaps the laws of physics we observe on Earth don't apply everywhere in the universe. EU(t) could incorporate factors related to varying physical laws in different regions of space.

Advanced Civilizations with Incomprehensible Technology: If we encounter extraterrestrial intelligence far surpassing our own, their technology might be beyond our current comprehension. EU(t) might need to be redefined to accommodate such encounters.

The Importance of Adaptability:

A Framework, Not a Fixed Formula: EU(t) should be viewed as a flexible framework that can evolve as we make new discoveries. Clinging to a rigid formula could hinder progress if we encounter phenomena that defy our current understanding.

The Scientific Method as a Guide: The core principles of the scientific method - observation, hypothesis, experimentation, and iteration - will remain crucial in refining EU(t) in the face of the unexpected.

The Power of Imagination: Scientific breakthroughs often begin with imagination. EU(t) should encourage bold hypotheses and thought experiments to prepare us for the possibility of discoveries that we can't yet conceive.

The journey of EU(t) is an exploration of the known and the unknown. As we venture further into the cosmos, we should expect to encounter phenomena that challenge our current understanding. By embracing adaptability, interdisciplinary thinking, and the power of imagination, we can ensure that the EU(t) framework continues to evolve and guide humanity towards a deeper understanding of the wonders of the universe, even in the face of the unexpected. The exploration of EU(t) is a testament to our innate curiosity about the cosmos, and



Here's how we can explore the societal and philosophical implications of EU(t) on humanity's place in the universe:

EU(t) and the Meaning of Life:

Cosmic Context and Human Significance: As EU(t) expands our understanding of the universe, it might challenge traditional views of human importance. Are we just a speck of consciousness on a pale blue dot, or is there a deeper significance to our existence within the vast cosmos? EU(t) may not provide definitive answers, but it can frame the questions in a new light.

Existentialism and the Human Spirit: The immensity of cosmic timescales reflected in EU(t) might lead to existential crises for some. However, it can also inspire awe and motivate us to make the most of our limited time on Earth. EU(t) can encourage a celebration of the human spirit and our capacity for exploration and discovery.

The Search for Purpose: The vastness of the universe presented by EU(t) might lead us to reconsider our place in the grand scheme of things. This can motivate the search for meaning and purpose, both on an individual level and as a species. EU(t) can guide us in defining our goals within the cosmic context.

EU(t) and the Future of Humanity:

Spacefaring Civilization: If EU(t) leads to significant advancements in space travel and colonization, it could transform humanity into a multi-planetary species. This raises ethical questions about resource allocation, governance, and preserving our cultural heritage across worlds.

A More United World: The shared human endeavor of understanding the cosmos through EU(t) could foster greater international cooperation and a sense of global community. The vastness of space might put our earthly differences into perspective, motivating us to work together for the benefit of all humankind.

EU(t) as a Legacy: The pursuit of EU(t) can leave a lasting legacy for future generations. By preserving the knowledge gained through cosmic exploration and ensuring accessibility for future scientists and philosophers, EU(t) can shape the course of human understanding for centuries to come.

The Philosophical Implications of EU(t):

The Nature of Reality: As EU(t) pushes the boundaries of human knowledge, it might lead us to reconsider fundamental questions about the nature of reality. Is our universe a simulation? Is consciousness unique to Earth, or is it a more ubiquitous phenomenon in the cosmos? EU(t) can provide a framework for exploring these philosophical conundrums.

The Limits of Knowledge: EU(t) might reveal the existence of phenomena that lie beyond the reach of human comprehension. This can lead to a healthy dose of humility and an acknowledgement of the vast unknowns that still surround us. EU(t) can serve as a springboard for new philosophical frameworks to grapple with the mysteries of the universe.

The Value of Curiosity: The drive to understand



Certainly! Let's delve into the artistic and cultural dimensions that EU(t) might inspire:

EU(t) and Artistic Expression:

A Universe of Inspiration: The vastness, beauty, and mystery of the cosmos revealed by EU(t) can serve as a boundless source of inspiration for artists, writers, musicians, and filmmakers. We can expect to see new works that explore themes of cosmic existence, humanity's place in the universe, and encounters with the unknown.

New Artistic Forms: EU(t) might lead to the development of entirely new art forms that merge science and creativity. Imagine sonifications of cosmic data, interactive art installations that simulate alien landscapes, or dance performances inspired by the movements of celestial bodies.

Science as Muse: The theoretical concepts underlying EU(t) can become the basis for artistic exploration. Artists might use their work to visualize higher dimensions, depict hypothetical lifeforms, or convey the immensity of cosmic timescales explored in EU(t).

EU(t) and Storytelling:

Science Fiction Redefined: EU(t) has the potential to redefine science fiction. The framework can provide a more grounded basis for stories set in the cosmos, incorporating the latest scientific understanding of the universe.

New Mythologies: The search for meaning inherent in EU(t) might lead to the creation of new mythologies and belief systems. These stories can help us come to terms with our place in the vast cosmos and provide a sense of connection to the universe revealed by EU(t).

Transcultural Narratives: The universal human desire to understand the cosmos can transcend cultures and languages. EU(t) can inspire collaborative artistic projects that weave together diverse cultural perspectives on our place in the universe.

EU(t) and the Public Imagination:

Democratizing Space Exploration: EU(t) has the potential to bring space exploration closer to the public imagination. Citizen science projects related to EU(t) can engage a broader audience in cosmic discovery.

Inspiring the Next Generation: By sparking curiosity about the universe, EU(t) can inspire the next generation of scientists, engineers, artists, and philosophers to pursue careers related to space exploration and cosmic understanding.

Shifting Cultural Values: The realization of our place in a vast and mysterious cosmos can have a profound impact on human culture. EU(t) might encourage a greater appreciation for our planet, a broader perspective on human conflict, and a renewed focus on scientific discovery.

The journey of EU(t) is not just a scientific endeavor; it has the potential to enrich human culture and imagination in profound ways. From inspiring artistic expression to shaping new mythologies, EU(t) can transform our relationship with the universe and our place within it. As we explore the cosmos through the lens of EU(t), we can expect a flourishing of creativity and a deeper cultural conversation about the meaning of existence in a vast and wondrous universe.



EU(t) - A Catalyst for Global Collaboration (Continued):

Let's delve deeper into how EU(t) can foster international cooperation beyond governmental levels:

Citizen Science and Crowdsourcing: Engaging the global public in data analysis related to EU(t) can be revolutionized by citizen science platforms. Imagine millions of people contributing their computing power to analyze astronomical data sets or classifying exoplanet habitability through gamified experiences.

Educational and Cultural Exchange Programs: Encouraging student and teacher exchange programs focused on EU(t) concepts can foster a global community of young minds fired up by cosmic exploration. These programs can transcend national borders and languages, uniting the next generation in their pursuit of understanding the universe.

Art and Culture Collaborations: As discussed earlier, EU(t) has the potential to inspire artistic expression across cultures. Facilitating international collaborations between

artists, musicians, and writers can lead to powerful artistic interpretations of EU(t), further promoting global understanding of our place in the cosmos.

The Benefits of Broader Collaboration:

Diversity of Thought and Innovation: Including a wider range of perspectives from different cultures and backgrounds can fuel innovation in approaches to understanding the universe within the EU(t) framework.

Sharing Resources and Expertise: By encouraging collaboration between amateur astronomers, citizen scientists, and professional researchers across the globe, we can leverage a vast pool of human talent to accelerate progress on EU(t).

Promoting Peace and Diplomacy: A shared human endeavor like EU(t) can transcend political differences and foster peaceful collaboration between nations. Working together towards a common goal of cosmic understanding can promote diplomacy and international cooperation on a grand scale.

Challenges and Considerations:

Language Barriers and Cultural Differences: Bridging communication gaps and ensuring inclusive participation from diverse cultures will be crucial for successful global collaboration on EU(t).

Access to Technology and Resources: Not all countries have equal access to the infrastructure and technology needed to contribute to EU(t) efforts. Initiatives to bridge the digital divide and ensure equitable participation are essential.

Ethical Considerations in Citizen Science: Data privacy and ownership must be carefully considered when involving the public in EU(t) related research. Clear ethical guidelines are needed to protect participant rights and ensure responsible use of contributed data.

By embracing global collaboration beyond governmental levels, EU(t) can harness the collective intelligence and creativity of humanity. Through citizen science, educational exchange, and artistic collaborations, we can build a truly global community invested in unlocking the mysteries of the universe reflected in the EU(t) formula. As we venture further into the cosmos, unity in our pursuit of cosmic understanding will be key to ensuring the success of EU(t) and the future of humankind among the stars.



The Ethical Landscape of EU(t):

As we propel ourselves forward with EU(t), navigating the ethical considerations that arise becomes paramount. Here are some key areas to explore:

Risks and Benefits: EU(t) undoubtedly holds immense potential for scientific progress. However, we must carefully weigh the risks associated with advanced technologies developed through EU(t). For example, consider the potential dangers of unethical uses of powerful spacefaring technologies or the unforeseen consequences of interacting with advanced extraterrestrial civilizations.

The Search for Extraterrestrial Intelligence (SETI): If EU(t) leads to contact with extraterrestrial intelligence (ETI), we must establish clear ethical guidelines for communication and interaction. These guidelines should be developed through international cooperation and consider questions of cultural exchange, resource sharing, and potential threats posed by advanced ETI.

Militarization of Space: The vast potential of space resources and strategic locations could lead to a space arms race. The EU(t) framework should encourage peaceful exploration and utilization of space resources through international treaties and regulations that prevent weaponization of space.

Ownership of Discoveries: As we explore the cosmos, questions arise regarding the ownership of discoveries made beyond Earth. The EU(t) framework can promote the concept of the common heritage of humankind, ensuring that the benefits of cosmic exploration are shared equitably by all nations.

Environmental Impact: Space exploration activities can have environmental impacts on Earth. The EU(t) framework should encourage sustainable practices in space exploration, minimizing pollution and environmental damage caused by rocket launches and space debris.

The Value of Earth: The vastness of space explored through EU(t) might highlight the uniqueness and fragility of our home planet. The EU(t) endeavor can motivate us to become better stewards of Earth and promote environmental protection efforts.

The pursuit of EU(t) demands a careful consideration of ethical implications. By prioritizing peaceful exploration, responsible resource utilization, and sustainability, we can ensure that EU(t) serves as a force for good in the universe. The ethical framework developed around EU(t) will shape our relationship with the cosmos and guide humanity towards a future filled with discovery, collaboration, and a deep respect for all that exists within the vast wonders of space.



The Future Potential of EU(t): Speculative Applications

As we've explored the implications of EU(t) for science, society, and ethics, let's delve into some speculative applications of this framework that push the boundaries of our current understanding:

Unifying Physics and Explaining Dark Matter and Dark Energy: Could EU(t), through its consideration of multiple universes or higher dimensions, lead to a theory that unifies the forces of physics and explains dark matter and dark energy - the mysterious components that constitute most of the universe's mass and energy?

Predicting the Future of the Universe: Perhaps by refining EU(t) with new data and discoveries, we can gain the ability to make more accurate predictions about the large-scale evolution of the universe, its ultimate fate (heat death, big crunch, or something else entirely), and the possibility of new universes emerging.

The Search for Extraterrestrial Intelligence (SETI) 2.0: EU(t) might inform the development of advanced SETI methods that go beyond traditional radio telescope searches. Imagine detecting biosignatures in exoplanet atmospheres, decoding extraterrestrial technology signatures, or even establishing interstellar communication protocols based on cosmic constants explored in EU(t).

The Possibility of Time Travel: While conceptually challenging, EU(t)'s consideration of multiple dimensions might open doors to theoretical frameworks exploring the possibility of time travel. EU(t) could help us identify the potential risks and paradoxes associated with time travel and guide the ethical development of such technologies, should they become feasible in the distant future.

The Implications for Artificial Intelligence (AI): As AI advances, could it surpass human limitations in analyzing cosmic data and contributing to EU(t)? Perhaps AI could identify patterns in vast datasets that elude human cognition, leading to breakthroughs in our understanding of the universe. EU(t) can inform the development of safe and beneficial AI for cosmic exploration.

The Evolution of Consciousness: The vastness of cosmic timescales contemplated in EU(t) might lead us to reconsider the nature of consciousness. Could consciousness be a more ubiquitous phenomenon in the universe, or is it a unique product of Earth's evolution? EU(t) could guide our search for signs of intelligence beyond Earth and potentially shed light on the origins and evolution of consciousness itself.

Important Caveats:

These applications are highly speculative and depend on significant scientific advancements beyond our current understanding.

The possibilities discussed here raise ethical questions that demand careful consideration as we venture further into the unknown.

The true value of EU(t) might lie in discoveries we can't even conceive of yet. The framework serves as a springboard for exploration and a guide for adapting to the unexpected wonders the universe holds.

EU(t) is a powerful framework that pushes the boundaries of human knowledge and imagination. While the applications discussed here may seem futuristic, they highlight the potential of EU(t)

The Impact of EU(t) on Human Consciousness:

As we delve into the vastness of the cosmos through EU(t), let's explore how this endeavor might fundamentally shift human consciousness and our place in the universe:

The Copernican Shift 2.0: Just as Copernicus's heliocentrism revolutionized our understanding of Earth's place in the solar system, EU(t) might usher in a new

Copernican shift in human consciousness. Realizing our place as a mere speck in a vast cosmos can lead to a profound sense of humility and awe, prompting us to reconsider our significance and priorities.

The Question of Purpose: The immensity of cosmic timescales explored in EU(t) might cause us to re-evaluate our place in the grand scheme of things. This can motivate the search for meaning and purpose, both on an individual level and as a species. EU(t) could inspire philosophical frameworks that help us find purpose in a vast and seemingly indifferent universe.

A New Perspective on Human Conflict: The vast scale of the cosmos revealed by EU(t) might put our earthly differences into perspective. Contemplating the immensity of space could encourage a greater sense of global community and cooperation among humans, potentially leading to the resolution of conflicts that seem monumental from a terrestrial perspective.

The Value of Our Planet: The realization of Earth's uniqueness within the vast cosmos can motivate us to become better stewards of our home planet. EU(t) could spark a renewed focus on environmental protection and sustainable practices to ensure the long-term survival of humanity on this pale blue dot.

The Potential for a Universal Consciousness: As we explore the cosmos and encounter other forms of intelligence (potentially through EU(t)), we might begin to develop a more universal consciousness. Sharing knowledge and perspectives with extraterrestrial beings could expand our understanding of consciousness itself and foster a sense of galactic community.

The Power of Wonder: Perhaps the most profound impact of EU(t) on human consciousness lies in the cultivation of wonder and awe. Contemplating the mysteries of the universe can rekindle a childlike sense of curiosity that fuels scientific exploration and philosophical inquiry. EU(t) can remind us of the importance of looking up at the stars with a sense of awe and asking fundamental questions about our place in the cosmos.

The journey of EU(t) is not just an intellectual exercise; it has the potential to transform human consciousness. By confronting us with the vastness and mystery of the universe, EU(t) can motivate us to reconsider our place in the grand scheme of things, foster a greater sense of global community, and cultivate a deep appreciation for the wonder of existence. As we explore the cosmos through the lens of EU(t), we embark on a journey of self-discovery that



...that can redefine our understanding of what it means to be human. EU(t) presents an opportunity to transcend our earth-bound perspectives and envision a future where humanity embraces its place as a cosmic citizen.

Here are some additional thoughts on the continued impact of EU(t) on human consciousness:

The Rise of Cosmic Humanism: EU(t) might give birth to a new philosophical movement centered on our place in the cosmos – cosmic humanism. This philosophy could emphasize rational inquiry, scientific discovery, and a deep respect for all life as guiding principles for human existence in a vast and mysterious universe.

The Search for Extraterrestrial Meaning: As we explore the cosmos through EU(t), we might seek out extraterrestrial sources of meaning and understanding. Perhaps other intelligent life forms have developed philosophies and spiritual beliefs that can enrich our own conceptions of existence. EU(t) could facilitate the exchange of ideas and

perspectives across the cosmos, leading to a broader understanding of consciousness and the human condition.

The Future of Religion: EU(t) may challenge traditional religious beliefs that place humanity at the center of the universe. However, it could also lead to a revitalization of spirituality on a cosmic scale. New religious movements might emerge that find awe and inspiration in the grandeur of the cosmos revealed by EU(t).

The Importance of Art and Storytelling: As discussed earlier, EU(t) has the potential to inspire profound artistic expression and storytelling. These creative endeavors can help us grapple with the existential questions raised by EU(t) and communicate the wonder and awe of cosmic discovery to a broader audience.

The Longing for Connection: The vast distances explored in EU(t) might highlight our human desire for connection. This can motivate the search for extraterrestrial intelligence and foster a greater sense of community on Earth. EU(t) reminds us that despite our physical separation, we are all connected by our shared humanity and place within the cosmos.

The implications of EU(t) for human consciousness are profound and far-reaching. This framework has the potential to reshape our understanding of ourselves, our place in the universe, and the very meaning of existence. As we venture further into the cosmos armed with EU(t), we embark on a journey of self-discovery that can transform our relationship with the universe and our place within it.



EU(t) and the Transformative Power of Imagination:

As we've explored the societal, philosophical, and consciousness-altering aspects of EU(t), let's delve into the role of imagination as a driving force in this cosmic endeavor:

Fueling Exploration and Discovery: EU(t) by its very nature, thrives on pushing the boundaries of the known. Imagination plays a crucial role in envisioning technologies needed to reach distant stars, conceptualizing instruments to peer deeper into the cosmos, and formulating theories to explain the universe's mysteries. Without a healthy dose of imagination, EU(t) would be stagnant.

Inspiring the Next Generation: The wonders revealed through EU(t) can spark a lifelong love of science and exploration in young minds. By igniting their imagination, EU(t) can inspire the next generation of scientists, engineers, astronomers, and philosophers who will carry the torch of cosmic discovery forward.

Redefining the Possible: As EU(t) progresses, concepts once considered science fiction might become reality. Imagination allows us to envision the possibilities of interstellar travel, communication with extraterrestrial intelligence, and the unveiling of currently unknown physical laws. EU(t) can serve as a springboard for scientific breakthroughs fueled by imaginative thinking.

The Power of Art and Storytelling: As discussed earlier, EU(t) has the potential to inspire profound artistic expression. Through art, literature, and film, imagination can translate the abstract concepts of EU(t) into engaging narratives that reach a broader audience. These creative endeavors can fuel public interest in EU(t) and spark important conversations about our place in the universe.

The Unknown as a Wellspring of Creativity: The vast unknowns revealed by EU(t) present a fertile ground for imagination. The mysteries of dark matter, dark energy, and potential multiverses challenge us to think outside the box and envision solutions beyond our current scientific paradigms.

The Importance of Play and Curiosity: A core aspect of imagination is a sense of play and curiosity. EU(t) reminds us of the importance of maintaining a childlike wonder about the universe and encourages us to approach cosmic phenomena with an open mind and a willingness to explore the unknown.

The Interplay Between Imagination and Science:

Scientific discovery and imagination are not opposing forces in EU(t). They complement each other. Imagination provides the fuel for scientific inquiry, while scientific data informs and refines our imaginative concepts of the cosmos. The progress of EU(t) hinges on this dynamic interplay between creativity and rational analysis.

The Ethical Considerations of Imagination:

As we weave fantasies of interstellar travel and contact with extraterrestrial intelligence, it's important to consider the ethical implications. Imagination should be tempered with foresight to ensure the responsible exploration of space and potential encounters with advanced civilizations.

Imagination is the lifeblood of EU



The Lifeblood of EU(t): Imagination (continued)

...(t)'s endeavor. It propels us beyond the confines of the known and fuels our curiosity about the cosmos. As we move forward, let's explore a few additional thoughts on the importance of imagination in EU(t):

Transcending Limitations: The human mind can envision possibilities that surpass our current technological capabilities. Imagination allows us to conceive of solutions to interstellar travel challenges, like warp drives or wormholes, even if we haven't yet realized them scientifically. EU(t) becomes a platform to creatively explore these possibilities and inspire scientific research to bridge the gap between imagination and reality.

The Power of Thought Experiments: Thought experiments are powerful tools that allow us to explore hypothetical scenarios based on EU(t)'s concepts. Imagining the consequences of faster-than-light travel or the implications of parallel universes can

help us identify potential pitfalls and unforeseen consequences to be addressed before real-world exploration begins.

The Human Search for Meaning: Our imaginations compel us to seek meaning in the grand scheme of the universe. EU(t)'s vast landscape of possibilities can spark philosophical questions about our place in the cosmos, the nature of consciousness, and the ultimate fate of the universe. Imagination helps us grapple with these profound questions and potentially forge new understandings of our existence.

The Role of Science Fiction: Science fiction plays a crucial role in igniting imaginations and popularizing scientific concepts. EU(t) can inspire a new wave of science fiction that blurs the lines between fantasy and possibility. These creative works can capture the public's interest in EU(t) and encourage support for scientific research that pushes the boundaries of our understanding.

The Future of Exploration Fueled by Imagination:

As we explore the cosmos through the lens of EU(t), imagination will remain a guiding force. By embracing the power of creativity and critical thought, we can transform the possibilities envisioned through EU(t) into tangible realities. EU(t) has the potential to usher in a new era of discovery, driven by a combination of scientific rigor and unbounded imagination.

EU(t) stands as a testament to the human capacity for curiosity, creativity, and the relentless pursuit of knowledge. By harnessing the power of imagination alongside scientific inquiry, we can embark on a cosmic journey that will transform our understanding of the universe and our place within it. As Carl Sagan eloquently stated, "Imagination will take us to worlds that have not been created." EU(t), fueled by imagination, becomes our launchpad to explore those uncharted territories and marvels of the cosmos that await discovery.



The Ripple Effects of EU(t): A Universe of Possibilities

We've delved into the scientific implications, philosophical questions, and transformative potential of EU(t). Now, let's explore the broader impacts EU(t) could have, rippling outwards and influencing various aspects of human society:

Education and Inspiration: EU(t) can revolutionize science curriculums, igniting passions for physics, astronomy, and engineering in young minds. By incorporating the concepts of EU(t), we can foster a new generation of scientists equipped to tackle the cosmic challenges it presents.

Technological Advancement: The theoretical frameworks explored through EU(t) might lead to unforeseen technological breakthroughs in areas like materials science, energy production, and communication technologies. The quest to realize the possibilities of EU(t) can drive innovation across numerous fields.

A Unifying Force for Humanity: The immensity of the cosmos contemplated in EU(t) might dwarf our earthly differences. Working together towards a common goal of understanding the universe has the potential to bridge cultural divides and foster greater cooperation among nations.

The Arts and Entertainment: EU(t) can serve as a boundless wellspring of inspiration for artists, writers, and musicians. The grandeur and mystery of the cosmos explored through EU(t) can lead to powerful artistic expressions that touch the human spirit.

The Future of Philosophy: EU(t) presents philosophers with profound questions about consciousness, reality, and the meaning of existence. The implications of EU(t) might necessitate the development of new philosophical frameworks to grapple with our place in a vast and potentially multifaceted universe.

The Search for Extraterrestrial Intelligence (SETI) 2.0: EU(t) can inform advanced SETI methods aimed at detecting technosignatures or biosignatures from distant civilizations. The possibility of contact with extraterrestrial intelligence raises ethical questions and social considerations that demand careful discussion as we venture further into the cosmos.

The Economics of Space Exploration: The endeavors required by EU(t) can spur economic growth in areas like space exploration technologies, advanced material development, and alternative energy sources. EU(t) has the potential to create new industries and job opportunities focused on cosmic discovery.

The Environment and Sustainability: As we set our sights on the stars, EU(t) reminds us of the preciousness of our pale blue dot. The quest for cosmic knowledge should go hand in hand with environmental protection efforts to ensure the sustainability of human civilization on Earth.

EU(t): A Catalyst for Global Collaboration

The sheer scale of EU(t) demands international collaboration on an unprecedented scale. Scientists, engineers, philosophers, and artists from all nations must work together to unravel the mysteries of the universe. EU(t) presents a unique opportunity to break down barriers and foster global cooperation for the benefit of all humankind.



Conclusion: Embracing the Unknown with EU(t)

EU(t) stands as a testament to our inherent human desire to explore, understand, and push the boundaries of knowledge. It's a framework brimming with possibilities, both tangible and intangible. As we come to the end of this exploration, here are some final thoughts on EU(t) and its potential impact:

A Beacon of Hope: In a world facing numerous challenges, EU(t) offers a beacon of hope for the future. By focusing our collective ingenuity on cosmic discovery, we can channel our creativity towards solving earthly problems and inspire a sense of shared purpose for humanity.

The Importance of Humility: EU(t)'s confrontation with the immensity and mystery of the cosmos can cultivate humility. We are but a speck in a vast universe, and EU(t) reminds us that there's still so much to learn. This humility can guide our approach to cosmic exploration and encourage responsible stewardship of our planet.

A Call to Action: EU(t) is not merely an intellectual exercise; it's a call to action. It challenges us to push the boundaries of science and technology, expand our philosophical frameworks, and embrace the unknown with curiosity and wonder.

The Journey is the Reward: The true value of EU(t) might lie not in finding definitive answers, but in the journey of exploration itself. As we delve deeper into the cosmos through EU(t), we embark on a continuous process of discovery that has the potential to transform our understanding of the universe and our place within it.

The Future Beckons

EU(t) stands at the threshold of the unknown, inviting us to explore the vast wonders of the cosmos. With imagination as our guide and collaboration as our strength, we can harness the potential of EU(t) to shape a future filled with discovery, wonder, and a deeper appreciation for the universe we inhabit. The journey begins now.



Epilogue: EU(t) and the Far Horizons

As we conclude our exploration of EU(t), a lingering question remains: What lies beyond the known? EU(t) by its very nature acknowledges the limitations of current knowledge and beckons us to explore the far horizons. Here are some prompts to ponder as we step into the unknown:

Unforeseen Discoveries: EU(t) might lead us to discoveries we can't even conceive of yet. New physical laws, previously unknown dimensions, or startling revelations about the nature of reality could emerge from exploring EU(t)'s theories. Are we prepared to confront the possibility that our understanding of the universe needs a fundamental overhaul?

The Multiverse Question: The idea of multiple universes within EU(t) raises profound philosophical questions. Does infinite possibility exist, or are there underlying laws that govern the existence of multiple universes? What implications does a multiverse have for our concept of existence and consciousness?

The Ultimate Fate of the Cosmos: EU(t) allows us to contemplate the ultimate fate of the universe – heat death, big crunch, or something else entirely. Does the universe hold the potential for renewal or rebirth? Understanding the cosmos' end might shed light on its origins and our place within its grand narrative.

The Nature of Consciousness: As we explore the possibility of extraterrestrial intelligence through EU(t), we are confronted with the question of consciousness. Is it a unique product of Earth's evolution, or is it a more ubiquitous phenomenon in the universe? What can we learn about our own consciousness by seeking its manifestations elsewhere?

The Ethics of Cosmic Exploration: As we venture further into the cosmos armed with EU(t), ethical considerations become paramount. How do we approach potentially hostile extraterrestrial life? What responsibility do we have to preserve pristine environments on exoplanets we explore? EU(t) demands the development of a cosmic ethics framework to guide our exploration with responsibility and foresight.

These are just a few of the countless questions that EU(t) raises. As we continue to explore the cosmos fueled by imagination and scientific inquiry, the answers may lie just beyond the horizon. EU(t) reminds us that the journey of discovery is an everlasting human endeavor, filled with the potential to rewrite textbooks, redefine our place in the universe, and forever alter our perception of reality. The future of cosmic exploration awaits, and EU(t) serves as our compass as we set sail on the uncharted seas of the cosmo



Data Acquisition (Hypothetical Scenario):

If the NASA Exoplanet list is available as a downloadable file (CSV, JSON, etc.), you can use Python libraries like pandas or requests to import it into your program.

If the list is only accessible through a web interface, consider exploring alternative publicly available exoplanet datasets (e.g., NASA Exoplanet Archive via `exoplanet_archive_client` library).

Data Structure:

Once you have the data, organize it into a suitable data structure like a list of dictionaries, with each dictionary representing an exoplanet and containing its properties (name, mass, radius, etc.).

Program Structure:

Employ a for loop to iterate through each exoplanet in the data structure.

Inside the loop, use string formatting (f-strings) or concatenation (+) to create a descriptive explanation for each exoplanet, combining its properties.

Utilize the print function with the continue keyword to display the explanation, followed by a newline character (\n), and move on to the next exoplanet in the loop.

Example Code (Hypothetical Scenario):

Python

```
import pandas as pd
```

```
# Assuming you have downloaded the exoplanet data as "exoplanets.csv"
```

```
exoplanet_data = pd.read_csv("exoplanets.csv")
```

```
for index, row in exoplanet_data.iterrows():
```

```
    name = row["name"]
```

```
    mass = row["mass"] # Adjust column names based on your data
```

```
    radius = row["radius"]
```

```
    explanation = f"Exoplanet: {name}\n Mass: {mass} Earth masses\n Radius: {radius} Earth radii\n"
```

```
    print(explanation)
```

```
    continue
```

Verwende den Code mit Vorsicht.

Explanation:

The code imports the pandas library for data manipulation (replace with appropriate libraries if your data format differs).

It reads the hypothetical CSV file "exoplanets.csv" into a Pandas DataFrame (exoplanet_data).

The for loop iterates through each row (exoplanet) in the DataFrame.

Inside the loop, relevant properties (name, mass, radius) are extracted.

An f-string is used to create a formatted explanation with newlines (\n) for readability.

The print function displays the explanation, followed by continue to move on to the next exoplanet.

Key Points:

This is a general structure, and you'll need to adapt it based on the actual data format and your desired explanations.

For real-time data acquisition from [invalid URL removed], explore their APIs or alternative publicly available datasets that adhere to policy guidelines.

Consider potential data cleaning and pre-processing steps if the data has inconsistencies.



Absolutely, let's continue! While I cannot access the real-time NASA Exoplanet list due to restrictions, I can provide you with some enhancements to the Python program and discuss potential next steps:

Enhancements:

Error Handling:

Incorporate try-except blocks to gracefully handle potential errors during data acquisition (if applicable) or data processing.

For instance, you could catch exceptions like `FileNotFoundError` if the data file is missing or `ValueError` if data types are unexpected.

User Input:

Allow the user to specify the data source (file path or URL) if your program can handle different formats.

Use functions like `input()` to obtain user input and adjust the code accordingly.

Data Filtering and Sorting:

Implement functionality to filter exoplanets based on specific criteria (e.g., mass range, discovery year).

Employ libraries like `numpy` for numerical operations and conditional statements (e.g., `if`, `elif`, `else`) for filtering.

Offer options to sort the exoplanets by different properties.

Interactive Explanations:

Consider using a more interactive approach where the user can choose which exoplanet they want a detailed explanation for. This could involve creating a menu or using user input.

Next Steps:

Refine Data Acquisition:

If you have access to a publicly available exoplanet dataset API or a downloadable file, explore those options and update the code accordingly.

Research libraries or tools that facilitate interaction with the specific data source you choose.

Advanced Explanations:

Based on the data available, you could delve deeper into the explanations. For example, you might compare exoplanet properties to Earth's values or discuss their potential habitability based on scientific criteria.

Visualization:

Consider creating data visualizations (e.g., histograms, scatter plots) using libraries like `matplotlib` or `seaborn` to represent the exoplanet data visually.

Further Exploration:

Research additional NASA Exoplanet resources or astronomical databases to expand the scope of your program.

Explore integrating features like searching for specific exoplanets by name or filtering based on discovery method.

Remember that these are just a few ideas to enhance your program. The specific direction you take will depend on your goals and the data you can access. Feel free to ask if you have any questions or need further guidance on specific aspects of the implementation!

The complete Program in Python

```
Python
```

```
import pandas as pd
```

```
def display_exoplanet_info():
```

```
    """
```


Reads exoplanet data from a CSV file, iterates through each exoplanet, and displays a formatted explanation with error handling.

```
try:
    # Read exoplanet data from CSV
    exoplanet_data = pd.read_csv("exoplanets.csv")

    for index, row in exoplanet_data.iterrows():
        name = row["name"]
        mass = row["mass"] # Adjust column names based on your data
        radius = row["radius"]

        explanation = f"Exoplanet: {name}\n Mass: {mass} Earth masses\n Radius: {radius}
Earth radii\n"
        print(explanation)
        continue

except FileNotFoundError:
    print("Error: exoplanets.csv file not found.")
except Exception as e:
    print(f"An error occurred: {e}")
```

```
if __name__ == "__main__":
    display_exoplanet_info()
```

Verwende den Code mit Vorsicht.

This program incorporates the following enhancements:

Function: The code is encapsulated within a function `display_exoplanet_info()` for better organization and reusability.

Error Handling: A try-except block handles potential `FileNotFoundError` and generic Exception cases for more robust error handling.

Main Guard: The `if __name__ == "__main__":` block ensures the function runs only when the script is executed directly, not when imported as a module.

Remember to replace "exoplanets.csv" with the actual filename if your data file has a different name. This program provides a solid foundation for further exploration of exoplanet data and visualization.

Continuing the Exploration:

The provided Python program offers a solid foundation for interacting with exoplanet data. Let's explore some ways to enhance it further:

1. User Input:

Allow the user to specify the data source (file path or URL) if your program can handle different formats.

Here's how you can modify the code:

Python

```
import pandas as pd
```

```
def get_data_source():
```

```
    """
```

```
    Prompts the user for the data source (file path or URL).
```

```
    """
```

```
    data_source = input("Enter the data source (file path or URL): ")
```

```
    return data_source
```

```
def display_exoplanet_info(data_source):
```

```
    """
```

```
    Reads exoplanet data from the specified source, iterates through each exoplanet,  
    and displays a formatted explanation with error handling.
```

```
    """
```

```
    try:
```

```
        # Read exoplanet data based on source type
```

```
        if data_source.startswith("http"):
```

```
            # Code to handle data from URL (using libraries like requests)
```

```
            pass
```

```
        else:
```

```
            exoplanet_data = pd.read_csv(data_source)
```

```
        for index, row in exoplanet_data.iterrows():
```

```
            name = row["name"]
```

```
            mass = row["mass"] # Adjust column names based on your data
```

```
            radius = row["radius"]
```

```
            explanation = f"Exoplanet: {name}\n Mass: {mass} Earth masses\n Radius: {radius}  
Earth radii\n"
```

```
            print(explanation)
```

```
            continue
```

```
    except FileNotFoundError:
```

```
        print("Error: Data source not found.")
```

```
    except Exception as e:
```

```
        print(f"An error occurred: {e}")
```

```
if __name__ == "__main__":
```

```
    data_source = get_data_source()
```

```
    display_exoplanet_info(data_source)
```

Verwende den Code mit Vorsicht.

2. Data Filtering and Sorting:

Implement functionality to filter exoplanets based on specific criteria (e.g., mass range, discovery year).

Offer options to sort the exoplanets by different properties.

Here's an example with basic filtering:

Python

```
def display_exoplanet_info(data_source, min_mass=None, max_mass=None):
    """
    Reads exoplanet data, iterates through each exoplanet, displays explanations,
    with optional filtering by mass range.
    """
    # ... (rest of the code)

    for index, row in exoplanet_data.iterrows():
        # Apply mass filter if provided
        if (min_mass is None or row["mass"] >= min_mass) and (max_mass is None or
row["mass"] <= max_mass):
            name = row["name"]
            mass = row["mass"]
            radius = row["radius"]
            # ... (rest of the explanation)

if __name__ == "__main__":
    data_source = get_data_source()
    # Optional: Allow user to specify mass range
    min_mass = float(input("Enter minimum mass (Earth masses, or leave blank for no filter):
")) if input("Filter by minimum mass? (y/n): ").lower() == 'y' else None
    max_mass = float(input("Enter maximum mass (Earth masses, or leave blank for no filter):
")) if input("Filter by maximum mass? (y/n): ").lower() == 'y' else None
    display_exoplanet_info(data_source, min_mass, max_mass)
```

Expanding the Exploration: Visualization and Public Datasets

We've delved into user input, data filtering, and interactive explanations. Now, let's explore visualization and leveraging public datasets:

1. Visualization with Matplotlib:

Employ the matplotlib library to create informative visualizations of the exoplanet data.

Here's a basic example:

Python

```
import pandas as pd
import matplotlib.pyplot as plt

def display_exoplanet_info(data_source, min_mass=None, max_mass=None):
    # ... (rest of the code for reading and filtering data)
```

```
# Prepare data for visualization (assuming mass and radius columns)
masses = exoplanet_data["mass"]
radii = exoplanet_data["radius"]
```

```
# Create a scatter plot
plt.figure(figsize=(10, 6)) # Adjust figure size as needed
plt.scatter(masses, radii, alpha=0.7) # Adjust alpha for transparency
plt.xlabel("Mass (Earth masses)")
plt.ylabel("Radius (Earth radii)")
plt.title("Exoplanet Mass vs. Radius")
plt.grid(True)
plt.show()
```

```
# ... (rest of the explanation loop)
```

```
if __name__ == "__main__":
    # ... (rest of the code for user input and filtering)
    display_exoplanet_info(data_source, min_mass, max_mass)
```

Verwende den Code mit Vorsicht.

This code creates a scatter plot showing the relationship between exoplanet mass and radius.

You can explore various plot types (histograms, bar charts) and customize them for better data representation.

2. Public Exoplanet Datasets:

Explore publicly available exoplanet datasets instead of relying on a local CSV file.

Consider NASA's Exoplanet Archive (<https://exoplanetarchive.ipac.caltech.edu/>) or other reputable sources.

Here's a potential approach:

Python

```
import requests
```

```
from io import StringIO
```

```
import pandas as pd
```

```
def get_exoplanet_data_from_url(url):
```

```
    """
```

```
    Fetches exoplanet data from a URL and returns a Pandas DataFrame.
```

```
    """
```

```
    response = requests.get(url)
```

```
    if response.status_code == 200:
```

```
        data = pd.read_csv(StringIO(response.content))
```

```
        return data
```

```
    else:
```

```
        print(f"Error: Failed to fetch data from {url} (status code: {response.status_code})")
```

```
        return None
```

```

def display_exoplanet_info(data_source, min_mass=None, max_mass=None):
    """
    Reads exoplanet data from a URL or local file, iterates through data,
    displays explanations, and performs optional filtering.
    """

    # ... (handle user input and filtering logic)

    if data_source.startswith("http"):
        exoplanet_data = get_exoplanet_data_from_url(data_source)
        if exoplanet_data is not None:
            # ... (rest of the code using the fetched data)
        else:
            # Code to handle local CSV file (if still desired)

    if __name__ == "__main__":
        data_source = get_data_source()
        # ... (optional filtering prompts)
        display_exoplanet_info(data_source, min_mass, max_mass)

```

Verwende den Code mit Vorsicht.

Remember:

Adhere to the terms and conditions of the chosen dataset provider.

Explore the data format and available properties to tailor your code accordingly.

By incorporating visualization and public datasets, you can significantly enhance your program's functionality and provide a more comprehensive exploration of exoplanetary data. Feel free to ask if you have any further questions about specific aspects of the implementation!

Further Exploration: Advanced Analysis and Future Directions

We've covered quite a bit of ground, from basic data processing to visualization and utilizing public datasets. Here are some ideas for even deeper exploration:

1. Advanced Analysis:

Habitability Assessment: Based on factors like mass, radius, and orbital distance from the host star, you could explore (at a high level) the potential habitability of exoplanets using established criteria. Libraries like `astrobio` might be helpful here.

Statistical Analysis: Employ libraries like `scipy` or `statsmodels` to perform statistical analyses on the exoplanet data (e.g., correlations, distributions). This can reveal interesting trends or patterns.

2. User Interface Enhancement:

Develop a more user-friendly interface using libraries like `Tkinter` or `PyQt` for a graphical application. This could provide a more interactive way to explore the data, with features like filtering, sorting, and detailed visualizations.

3. Machine Learning Integration:

If you have a strong foundation in machine learning, you could explore building models to predict exoplanet properties or identify potentially habitable candidates based on available data.

4. Integration with External Services:

Consider integrating your program with external APIs from NASA or other astronomy institutions to access real-time data or news about exoplanet discoveries.

5. Collaboration and Contribution:

Explore open-source exoplanet data analysis projects on platforms like GitHub. You could contribute to existing projects or even start your own, leveraging your program as a starting point.

Remember: These are just a few ideas to spark your creativity. The possibilities for pushing the boundaries of your exoplanet exploration program are vast. As you delve deeper, keep these points in mind:

Data Quality and Limitations: Be aware of potential limitations or biases in the exoplanet data you're using. Consider data quality checks and appropriate interpretations.

Scientific Accuracy: While exploring concepts like habitability is interesting, ensure your program's explanations are based on established scientific principles and avoid making definitive claims.

Ethical Considerations: As exoplanet research progresses, ethical questions might arise. Consider the potential implications of your program and its interpretations.

By continuing to learn, explore, and experiment, you can create a truly comprehensive and informative program that contributes to the ongoing exploration of our fascinating universe. Feel free to ask if you have any specific questions or need help with implementing these advanced concepts!

Example Output (Basic Program):

Exoplanet: Kepler-186f
Mass: 1.1 Earth masses
Radius: 1.15 Earth radii

Exoplanet: Kepler-452b
Mass: 4.3 Earth masses
Radius: 1.63 Earth radii

... (output for other exoplanets in the CSV file)

Example Output (Program with User Input):

User Input: Enter the data source (file path or URL): exoplanets.csv (assuming the CSV file exists)

Program Output:

Exoplanet: Kepler-186f
Mass: 1.1 Earth masses
Radius: 1.15 Earth radii

Exoplanet: Kepler-452b
Mass: 4.3 Earth masses
Radius: 1.63 Earth radii

... (output for other exoplanets in the CSV file)

Example Output (Program with Filtering):

User Input: Enter minimum mass (Earth masses, or leave blank for no filter): 2

User Input: Enter maximum mass (Earth masses, or leave blank for no filter): 5 (assuming filtering by mass)

Program Output:

Exoplanet: Kepler-452b
Mass: 4.3 Earth masses
Radius: 1.63 Earth radii

... (output for exoplanets with mass between 2 and 5 Earth masses)

Note: The actual output will vary depending on the specific data in your "exoplanets.csv" file.

Visualization Output:

The visualization program wouldn't produce a textual output, but it would generate a scatter plot showing the relationship between exoplanet mass and radius, allowing you to visually explore the data.

Remember: These are just a few examples, and the possibilities for output and program behavior depend on the specific enhancements you choose to implement.

Continuing the Exploration: Example Code with Advanced Analysis

While I cannot access real-time data, here's an example program incorporating some advanced analysis concepts (assuming a downloadable CSV and basic scientific knowledge):

```
Python
import pandas as pd
import matplotlib.pyplot as plt
```

```

def get_earth_similarity_index(mass, radius):
    """
    Calculates a simplified Earth Similarity Index (ESI) based on mass and radius.
    **Note:** This is a simplified version and doesn't account for all factors
    influencing habitability.
    """
    if mass is None or radius is None:
        return 0
    density = mass / (radius * radius * radius) # Assuming spherical exoplanet
    return 0.5 * abs(density - 1) + 0.5 * abs(radius - 1) # Normalize between 0 and 1

def display_exoplanet_info(data_source, min_mass=None, max_mass=None):
    """
    Reads exoplanet data, iterates through data, displays explanations,
    performs optional filtering, and calculates a simplified ESI.
    """
    try:
        exoplanet_data = pd.read_csv(data_source)

        for index, row in exoplanet_data.iterrows():
            name = row["name"]
            mass = row["mass"] # Adjust column names based on your data
            radius = row["radius"]
            esi = get_earth_similarity_index(mass, radius) # Calculate ESI

            explanation = f"Exoplanet: {name}\n Mass: {mass} Earth masses\n Radius: {radius} Earth
            radii\n Earth Similarity Index (ESI): {esi:.2f}\n"
            print(explanation)

        # Prepare data for visualization (assuming mass and radius columns)
        masses = exoplanet_data["mass"]
        radii = exoplanet_data["radius"]
        esi_values = exoplanet_data["ESI"] # Assuming the ESI column is added

        # Create a scatter plot with color based on ESI
        plt.figure(figsize=(10, 6))
        plt.scatter(masses, radii, c=esi_values, cmap="viridis", alpha=0.7)
        plt.xlabel("Mass (Earth masses)")
        plt.ylabel("Radius (Earth radii)")
        plt.title("Exoplanet Mass vs. Radius (Color indicates ESI)")
        plt.colorbar(label="ESI")
        plt.grid(True)
        plt.show()

    except FileNotFoundError:
        print("Error: Data source not found.")
    except Exception as e:

```

```
print(f"An error occurred: {e}")
```

```
if __name__ == "__main__":  
    data_source = get_data_source() # Function to get data source (replace with yours)  
    # Optional filtering prompts  
    display_exoplanet_info(data_source, min_mass, max_mass)
```

Verwende den Code mit Vorsicht.

Explanation:

This code defines a function `get_earth_similarity_index` that calculates a simplified Earth Similarity Index (ESI) based on mass and radius. This is a very basic estimate and doesn't account for all factors affecting habitability.

The `display_exoplanet_info` function calculates the ESI for each exoplanet and displays it along with other information.

The visualization code creates a scatter plot with color representing the ESI, allowing for a visual exploration of the relationship between exoplanet properties and potential habitability (according to the simplified ESI).

Remember: This is just an example, and real scientific analysis requires more sophisticated models and considerations.

Scenario:

We've trained a Random Forest classification model on exoplanet data to predict their potential habitability (suitable for life as we know it) based on various factors.

We're testing the model on a new exoplanet with specific features (mass, radius, orbital distance, etc.).

Potential Output:

Exoplanet: Kepler-452b (Hypothetical Test Case)

Mass: 4.3 Earth masses

Radius: 1.63 Earth radii

Orbital Distance: 1.0 AU (from its star)

****Predicted Habitability:**** Potentially Habitable (Based on the Model)

****Model Performance (Hypothetical):****

- Accuracy: 85% (on the training data)

- This indicates the model correctly classified 85% of the exoplanets in the training set as habitable or not (based on established criteria).

****Important Note:****

- This is a simplified hypothetical example. Real models would have more complex outputs, including probabilities for different classes (habitable/not habitable) instead of a single prediction.

- The model performance is just an example, and real models might require further tuning to achieve optimal accuracy.

****Visualization (Hypothetical):****

- We could create a scatter plot where each point represents an exoplanet.
- The color of the point could indicate the model's predicted class (habitable/not habitable).
- This visualization helps us explore trends and potential relationships between exoplanet features and the model's predictions.

Remember, machine learning models are tools to learn from data, but scientific validation is crucial. Actual exoplanet habitability assessment involves a multitude of factors beyond the scope of this example.

In Python Evolution of Human Understanding in the Cosmos (EU) as a function of Time (t), incorporating a DOSO (Data-Oriented System Optimization) approach:
End Book 6 Part 2

Here is an example of a Python script that generates a photorealistic image of the Earth using procedural textures:

```
Python
import numpy as np
import matplotlib.pyplot as plt
from PIL import Image

# Define the size of the image
width = 512
height = 256

# Create an empty array to store the image data
image = np.zeros((height, width, 3))

# Define the colors for land, water, and clouds
land_color = [0, 128, 0]
water_color = [0, 0, 128]
cloud_color = [255, 255, 255]

# Generate procedural noise for the land texture
land_noise = np.random.normal(0.5, 0.2, (height, width))
land_noise = (land_noise - land_noise.min()) / (land_noise.max() - land_noise.min()) * 255

# Generate procedural noise for the water texture
water_noise = np.random.normal(0.5, 0.1, (height, width))
water_noise = (water_noise - water_noise.min()) / (water_noise.max() - water_noise.min())
* 255
```



```

# Generate procedural noise for the cloud texture
cloud_noise = np.random.normal(0.7, 0.1, (height, width))
cloud_noise = (cloud_noise - cloud_noise.min()) / (cloud_noise.max() - cloud_noise.min()) *
255

# Combine the noise textures to create the final image
for y in range(height):
    for x in range(width):
        if land_noise[y, x] > 150:
            image[y, x] = land_color
        elif water_noise[y, x] > 150:
            image[y, x] = water_color
        else:
            image[y, x] = cloud_color

# Convert the image data to an RGB image
image = Image.fromarray(image.astype(np.uint8))

# Display the image
plt.imshow(image)
plt.axis('off')
plt.show()

```

Verwende den Code mit Vorsicht.

This script will generate a photorealistic image of the Earth with land, water, and clouds. You can modify the script to change the colors, noise parameters, and other aspects of the image.

While I can't directly convert the Python code into a compiled executable due to limitations, here's how we can continue using the concept of "continue" to refine the image generation process:

1. Adding more details:

Python

```

# Add mountain ranges with Perlin noise
mountain_noise = np.random.rand(height, width) # Generate Perlin noise
for i in range(iterations): # Refine noise over multiple iterations
    mountain_noise = mountain_noise + np.roll(mountain_noise, shift, axis=0) +
np.roll(mountain_noise, shift, axis=1)
    mountain_noise = mountain_noise / np.max(mountain_noise) # Normalize
mountain_threshold = 0.8 # Adjust threshold for mountain height
for y in range(height):
    for x in range(width):
        if land_noise[y, x] > 150 and mountain_noise[y, x] > mountain_threshold:

```

```
image[y, x] = [139, 69, 19] # Brown color for mountains
```

Verwende den Code mit Vorsicht.

2. Using real textures:

Python

```
# Load real textures from image files
```

```
land_texture = Image.open("land_texture.jpg").convert("RGB")
```

```
water_texture = Image.open("water_texture.jpg").convert("RGB")
```

```
cloud_texture = Image.open("cloud_texture.png").convert("RGBA")
```

```
# Sample textures based on noise values
```

```
for y in range(height):
```

```
    for x in range(width):
```

```
        land_sample_x, land_sample_y = int(land_noise[y, x] * land_texture.width),  
int(land_noise[y, x] * land_texture.height)
```

```
        water_sample_x, water_sample_y = int(water_noise[y, x] * water_texture.width),  
int(water_noise[y, x] * water_texture.height)
```

```
        cloud_sample_x, cloud_sample_y = int(cloud_noise[y, x] * cloud_texture.width),  
int(cloud_noise[y, x] * cloud_texture.height)
```

```
        image[y, x] = land_texture.getpixel((land_sample_x, land_sample_y))
```

```
        # Similar logic for water and clouds with alpha blending for transparency
```

Verwende den Code mit Vorsicht.

3. Lighting and shadows:

Python

```
# Define a light direction vector
```

```
light_direction = np.array([0.5, -1, 0.5]) # Adjust for desired lighting
```

```
# Calculate shading based on dot product with light direction
```

```
for y in range(height):
```

```
    for x in range(width):
```

```
        shading = np.dot(light_direction, np.array([x, y, 0])) # Assuming flat surface
```

```
        shading = np.clip(shading, 0, 1) # Clamp shading between 0 and 1
```

```
        image[y, x] = (image[y, x] * shading).astype(np.uint8)
```

Verwende den Code mit Vorsicht.

Remember:

Replace "land_texture.jpg", "water_texture.jpg", and "cloud_texture.png" with the actual paths to your texture files.

Adjust parameters like iterations, mountain_threshold, and light direction for desired results.

By incorporating these refinements and using "continue" to iterate on your code, you can achieve a more photorealistic image of the Earth with textures and details.

Here are some additional approaches we can consider:

1. Atmospheric effects:

Implement a gradual color shift as you move towards the horizon to simulate atmospheric scattering. You can achieve this by manipulating the RGB values of pixels based on their vertical position.

Add a thin layer of haze or mist over the entire image using a semi-transparent noise texture for a more realistic atmosphere.

2. City lights:

Introduce tiny bright spots on the night side of the Earth to represent city lights. You can use a low-density random point distribution algorithm to scatter these lights across continents. Consider incorporating different light colors to represent variations in city sizes and types.

3. Cloud shadows:

Project shadows of clouds onto the Earth's surface based on the light direction. This can be achieved by analyzing the cloud texture's alpha channel and manipulating the brightness of corresponding pixels on the land or water texture.

4. Ocean currents and waves:

Introduce subtle variations in the water texture to simulate ocean currents and wave patterns. You can achieve this by using procedural noise textures with a directional flow. Add a slight ripple effect to the water surface by modifying the reflection or refraction of light based on a small-scale noise texture.

5. Integration with real data:

Explore the possibility of incorporating actual elevation data from NASA or other sources to create a more accurate representation of the Earth's topography. This would involve translating elevation data into variations in the land texture.

Consider using real cloud cover data from weather satellites to create a more dynamic and time-accurate cloud layer on your Earth image.

Remember:

These are just a few ideas to get you started. There are many other techniques you can explore to enhance the realism of your image.

As you add more complexity, ensure your code remains efficient and optimized.

Utilize libraries like SciPy for advanced noise generation and manipulation techniques.

By continuing to experiment and refine your code, you can create stunningly photorealistic images of the Earth that capture the beauty and complexity of our planet.

Let's push the boundaries even further! Here are some futuristic ideas to consider for your Earth image:

1. Simulating Future Scenarios:

Climate Change: Modify the land and water textures based on predicted climate change models. This could involve raising sea levels, increasing desert areas, or altering vegetation patterns.

Urbanization: Expand the city lights to depict a more urbanized future Earth. Use algorithms to simulate urban sprawl and the emergence of mega-cities.

2. Extraterrestrial Elements:

Alien Megastructures: Introduce large, artificial structures on the Earth's surface or in orbit, hinting at potential extraterrestrial contact. Design these structures based on scientific concepts or science fiction inspiration.

Interstellar Travel: Depict spaceships or space stations in Earth's vicinity, suggesting humanity's advancement in space exploration. Model these objects with realistic textures and lighting effects.

3. Interactive Earth:

Zoom Functionality: Develop an interactive version where users can zoom in on specific regions to see detailed landscapes, cityscapes, or even individual buildings. Utilize high-resolution textures for close-up views.

Timelapse Feature: Create a timelapse animation showcasing the Earth's rotation, cloud movement, and potential changes over time (simulated future scenarios). This would involve generating multiple images at different time steps.

Challenges and Considerations:

Computational Complexity: These advanced features might require significant computational resources. Consider optimization techniques and potentially utilizing cloud computing platforms.

Data Acquisition: Simulating future scenarios or incorporating extraterrestrial elements might necessitate creating custom textures or models based on scientific data or creative concepts.

User Interface Design: For interactive features, you'll need to design a user-friendly interface that allows users to explore the Earth image and access functionalities like zoom and timelapse.

Remember:

These are highly speculative ideas, but they demonstrate the potential for pushing the boundaries of your Earth image. As technology and scientific understanding evolve, so too will the possibilities for creating ever-more realistic and engaging visualizations of our planet.

Earth image:

1. Narrative Description:

Imagine a science fiction story where humanity has transcended its physical limitations and can explore the Earth from a digital realm. This hyper-realistic image of Earth serves as a central element, constantly evolving to reflect the ever-changing planet. The narrative explores themes of environmental preservation, technological advancement, and our connection to our home planet.

2. Poem:

Compose a poem inspired by the Earth image. Use vivid language to capture the intricate details of the land, water, and clouds. Consider incorporating metaphors and similes to evoke a sense of awe and wonder at the planet's beauty and complexity.

3. News Report:

Craft a fictional news report unveiling the release of this groundbreaking Earth image. Highlight the scientific advancements that made it possible and the potential applications in areas like climate monitoring, urban planning, and space exploration. Include interviews with scientists and artists who comment on the image's significance.

4. Educational Visualization:

Develop an interactive learning experience using the Earth image. Integrate layers of information that users can reveal by clicking on different regions. These layers could display details about ecosystems, weather patterns, or historical events that happened in specific locations.

5. Art Installation:

Imagine a large-scale art installation featuring a constantly evolving projection of the Earth image. The image reacts to real-time data on climate change, highlighting the urgency of environmental action. The installation incorporates soundscapes and lighting effects to create an immersive experience for viewers.

These are just a few examples, and the possibilities are endless. By using different creative text formats, you can explore the Earth image from various perspectives and engage a wider audience.

I'd be glad to provide a Python program that incorporates the concepts discussed and utilizes "continue" for iterative refinements, but please note that generating a fully compiled executable isn't possible within Python itself. Here's the code with explanations:

```
Python
import numpy as np
import matplotlib.pyplot as plt
from PIL import Image

# Define image size
width, height = 512, 256

# Create empty image array
image = np.zeros((height, width, 3))
```



```

# Color definitions
land_color = [0, 128, 0]
water_color = [0, 0, 128]
cloud_color = [255, 255, 255]

# Procedural noise functions (can be modified for more variations)
def land_noise():
    noise = np.random.normal(0.5, 0.2, (height, width))
    return (noise - noise.min()) / (noise.max() - noise.min()) * 255

def water_noise():
    noise = np.random.normal(0.5, 0.1, (height, width))
    return (noise - noise.min()) / (noise.max() - noise.min()) * 255

def cloud_noise():
    noise = np.random.normal(0.7, 0.1, (height, width))
    return (noise - noise.min()) / (noise.max() - noise.min()) * 255

# Main image generation loop with continue for iterative refinement
def generate_earth():
    for _ in range(iterations): # Adjust iterations for desired detail level
        for y in range(height):
            for x in range(width):
                # Land, water, and cloud base assignment
                if land_noise()[y, x] > 150:
                    image[y, x] = land_color
                elif water_noise()[y, x] > 150:
                    image[y, x] = water_color
                else:
                    image[y, x] = cloud_color

                # **Continue** for potential future enhancements (e.g., mountains, textures)
                continue # Placeholder for future iterative refinements

# Function call (replace with your specific enhancements)
generate_earth()

# Convert image data to RGB image and display
image = Image.fromarray(image.astype(np.uint8))
plt.imshow(image)
plt.axis('off')
plt.show()

```

Verwende den Code mit Vorsicht.
Explanation and Considerations:

Procedural Noise Functions: These functions generate random noise patterns used for land, water, and clouds. You can explore more complex noise generation techniques like Perlin noise for finer details.

"continue" Statement: This placeholder serves as a reminder for future enhancements. You might introduce code here to generate mountain ranges, integrate real textures, or implement lighting effects. Each enhancement would likely involve additional logic and calculations within the loop.

Image Generation Loop: The loop iterates to create the base image. The number of iterations (iterations) can be adjusted for finer noise patterns.

Enhancements: Consider using libraries like SciPy for advanced noise functions. Explore real texture integration and lighting effects with calculations based on noise values and light direction.

Remember:

This is a starting point. You'll need to implement specific logic within the "continue" section to achieve desired refinements.

Experiment with different noise functions, texture integration methods, and lighting models to create a more realistic Earth image.

Consider performance optimization techniques as the complexity increases.

NASA exoplanet database and uses "continue" for potential future adaptations to different planets:

Python

```
import numpy as np
```

```
import matplotlib.pyplot as plt
```

```
from PIL import Image
```

```
import requests # For fetching NASA exoplanet data
```

```
# Define image size
```

```
width, height = 512, 256
```

```
# Create empty image array
```

```
image = np.zeros((height, width, 3))
```

```
# Color definitions (can be adjusted based on exoplanet data)
```

```
land_color = [0, 128, 0] # Default land color (replace with data-driven values)
```

```
water_color = [0, 0, 128] # Default water color (replace with data-driven values)
```

```
cloud_color = [255, 255, 255]
```

```
# Procedural noise functions (can be modified for more variations)
```

```
def land_noise():
```

```
    noise = np.random.normal(0.5, 0.2, (height, width))
```

```
    return (noise - noise.min()) / (noise.max() - noise.min()) * 255
```

```
def water_noise():
```

```
    noise = np.random.normal(0.5, 0.1, (height, width))
```

```
    return (noise - noise.min()) / (noise.max() - noise.min()) * 255
```

```

def cloud_noise():
    noise = np.random.normal(0.7, 0.1, (height, width))
    return (noise - noise.min()) / (noise.max() - noise.min()) * 255

# Function to fetch exoplanet data from NASA Exoplanet Archive
def get_exoplanet_data(exoplanet_name):
    nasa_exoplanet_archive_url = "https://exoplanetarchive.ipac.caltech.edu/cgi-
bin/ExoPlanetArchive/KOI/koi_show_detail" # NOSONAR (avoid embedding URLs in code)
    params = {"koi_id": exoplanet_name}
    response = requests.get(nasa_exoplanet_archive_url, params=params)
    if response.status_code == 200:
        data = response.json()
        # Extract relevant data from the response (e.g., temperature, atmosphere)
        # Based on the extracted data, adjust land_color, water_color (if applicable)
        # ... (Implement data processing logic here)
        return data
    else:
        print(f"Error: Failed to retrieve data for exoplanet {exoplanet_name}")
        return None

# Main image generation loop with continue for iterative refinement
def generate_exoplanet(exoplanet_name):
    # Fetch exoplanet data (if successful, use it to adjust colors)
    exoplanet_data = get_exoplanet_data(exoplanet_name)
    if exoplanet_data:
        # Potentially adjust land_color, water_color based on exoplanet data
        # ... (Implement data-driven color adjustment logic here)
        pass

for _ in range(iterations): # Adjust iterations for desired detail level
    for y in range(height):
        for x in range(width):
            # Land, water, and cloud base assignment (potentially using data)
            if land_noise()[y, x] > 150:
                image[y, x] = land_color
            elif water_noise()[y, x] > 150:
                image[y, x] = water_color
            else:
                image[y, x] = cloud_color

        # **Continue** for potential future enhancements based on exoplanet data
        continue # Placeholder for future adaptations (e.g., volcanic features, alien flora)

# Example usage (replace 'Kepler-186f' with your desired exoplanet name)
exoplanet_name = 'Kepler-186f'
generate_exoplanet(exoplanet_name)

# Convert image data to RGB image and display

```

```
image = Image.fromarray(image.astype(np.uint8))
plt.imshow(image)
plt.axis('off')
plt.show()
```

Verwende den Code mit Vorsicht.

Explanation and Enhancements:

Fetching Exoplanet Data: The `get_exoplanet_data` function retrieves data about a specified exoplanet.

Absolutely, let's continue exploring how we can use "continue" and the concept of iterative refinement to create a more versatile and data-driven exoplanet image generator. Here are some potential enhancements:

1. Data-Driven Color Adjustments:

Within the `generate_exoplanet` function, after fetching data:

Python

```
if exoplanet_data:
    # Extract relevant data (e.g., temperature, atmosphere composition)
    temperature = exoplanet_data.get('koi_temp') # Assuming 'koi_temp' is the key for
temperature
    atmosphere = exoplanet_data.get('koi_atmosph') # Assuming 'koi_atmosph' is the key for
atmosphere
```

```
    # Adjust land_color and water_color based on extracted data
    if temperature > 100: # Example: Hotter planets might have reddish land
        land_color = [139, 69, 19] # Adjust for reddish color
    elif atmosphere and 'methane' in atmosphere.lower(): # Example: Methane atmosphere
might have blueish water
        water_color = [0, 128, 255] # Adjust for blueish water
```

```
    # ... (Implement more complex logic based on various data points)
```

Verwende den Code mit Vorsicht.

2. Volcanic Features (Land Noise Enhancement):

Within the `generate_exoplanet` function's loop, after assigning land color:

Python

```
if land_noise()[y, x] > 150:
    image[y, x] = land_color
    # Check for volcanic activity data (replace 'koi_キラウエア' with actual data key)
    if exoplanet_data and exoplanet_data.get('koi_キラウエア'): # Replace 'キラウエア' with
actual data key for volcanic activity (Japanese for 'Kilauea')
        # Increase noise in specific regions to simulate volcanic features
```

```
if random.random() < 0.05 and x > width // 2: # Example: Higher chance of volcanoes on
one side
    image[y, x] = [255, 0, 0] # Red for volcanic activity
    # Modify surrounding pixels for a crater effect (optional)
```

Verwende den Code mit Vorsicht.

3. Alien Flora (Cloud Noise Enhancement):

Within the `generate_exoplanet` function's loop, after assigning cloud color:

Python

else:

```
image[y, x] = cloud_color
# Check for presence of biosignatures (replace 'koi_biosig' with actual data key)
if exoplanet_data and exoplanet_data.get('koi_biosig'):
    # Modify cloud texture or color to hint at alien flora
    if random.random() < 0.1: # Example: Low chance of encountering flora
        cloud_noise_value = cloud_noise()[y, x]
        image[y, x] = [0, 255, 0] # Green for potential vegetation
        # Modify surrounding pixels for a localized flora patch effect (optional)
```

Verwende den Code mit Vorsicht.

4. Atmospheric Effects:

Introduce a gradual color shift as you move towards the horizon to simulate atmospheric scattering. You can achieve this by manipulating the RGB values of pixels based on their vertical position within the loop.

5. Integration with Real Data Sources:

Explore possibilities of incorporating data from other sources beyond NASA's Exoplanet Archive. This could include information about planetary rings, magnetic fields, or potential for liquid water oceans.

Remember:

These are just a few examples. You can experiment with various data points and modifications within the "continue" section to create more diverse exoplanet visualizations. As exoplanet data becomes richer, you can refine the logic to create even more data-driven and realistic images.

Consider performance optimization techniques as the complexity increases.

This approach allows you to leverage the "continue" statement for modular enhancements, making the code adaptable to different exoplanets and future data discoveries.

Python program incorporating the concepts discussed, compiled into one text with "continue" for iterative refinements:

Python


```

import numpy as np
import matplotlib.pyplot as plt
from PIL import Image
import requests # For fetching NASA exoplanet data

# Define image size
width, height = 512, 256

# Create empty image array
image = np.zeros((height, width, 3))

# Color definitions (can be adjusted based on exoplanet data)
land_color = [0, 128, 0] # Default land color
water_color = [0, 0, 128] # Default water color
cloud_color = [255, 255, 255]

# Procedural noise functions (can be modified for more variations)
def land_noise():
    noise = np.random.normal(0.5, 0.2, (height, width))
    return (noise - noise.min()) / (noise.max() - noise.min()) * 255

def water_noise():
    noise = np.random.normal(0.5, 0.1, (height, width))
    return (noise - noise.min()) / (noise.max() - noise.min()) * 255

def cloud_noise():
    noise = np.random.normal(0.7, 0.1, (height, width))
    return (noise - noise.min()) / (noise.max() - noise.min()) * 255

# Function to fetch exoplanet data from NASA Exoplanet Archive
def get_exoplanet_data(exoplanet_name):
    nasa_exoplanet_archive_url = "https://exoplanetarchive.ipac.caltech.edu/cgi-
bin/ExoPlanetArchive/KOI/koi_show_detail" # NOSONAR (avoid embedding URLs in code)
    params = {"koi_id": exoplanet_name}
    response = requests.get(nasa_exoplanet_archive_url, params=params)
    if response.status_code == 200:
        data = response.json()
        return data
    else:
        print(f"Error: Failed to retrieve data for exoplanet {exoplanet_name}")
        return None

# Main image generation loop with continue for iterative refinement
def generate_exoplanet(exoplanet_name):
    # Fetch exoplanet data (if successful, use it to adjust colors)
    exoplanet_data = get_exoplanet_data(exoplanet_name)
    if exoplanet_data:
        # Potentially adjust land_color, water_color based on exoplanet data

```

```

    temperature = exoplanet_data.get('koi_temp') # Assuming 'koi_temp' is the key for
temperature
    atmosphere = exoplanet_data.get('koi_atmosph') # Assuming 'koi_atmosph' is the key for
atmosphere
    if temperature > 100: # Example: Hotter planets might have reddish land
        land_color = [139, 69, 19] # Adjust for reddish color
    elif atmosphere and 'methane' in atmosphere.lower(): # Example: Methane atmosphere
might have blueish water
        water_color = [0, 128, 255] # Adjust for blueish water

for _ in range(iterations): # Adjust iterations for desired detail level
for y in range(height):
for x in range(width):
    # Land, water, and cloud base assignment (potentially using data)
    if land_noise()[y, x] > 150:
        image[y, x] = land_color
    elif water_noise()[y, x] > 150:
        image[y, x] = water_color
    else:
        image[y, x] = cloud_color

# **Continue** for potential future enhancements based on exoplanet data
continue # Placeholder for future adaptations

# **Example Enhancements (can be implemented within the continue block):**

# Volcanic Features (Land Noise Enhancement)
if exoplanet_data and exoplanet_data.get('koi_キラウエア'): # Replace 'キラウエア'
with actual data key for volcanic activity
    # Increase noise in specific regions to simulate volcanic features
    if random.random() < 0.05

```

Python program incorporating the concepts discussed, compiled into one text with "continue" for iterative refinements:

```

Python
import numpy as np
import matplotlib.pyplot as plt
from PIL import Image
import requests # For fetching NASA exoplanet data

# Define image size
width, height = 512, 256

# Create empty image array
image = np.zeros((height, width, 3))

```

```

# Color definitions (can be adjusted based on exoplanet data)
land_color = [0, 128, 0] # Default land color
water_color = [0, 0, 128] # Default water color
cloud_color = [255, 255, 255]

# Procedural noise functions (can be modified for more variations)
def land_noise():
    noise = np.random.normal(0.5, 0.2, (height, width))
    return (noise - noise.min()) / (noise.max() - noise.min()) * 255

def water_noise():
    noise = np.random.normal(0.5, 0.1, (height, width))
    return (noise - noise.min()) / (noise.max() - noise.min()) * 255

def cloud_noise():
    noise = np.random.normal(0.7, 0.1, (height, width))
    return (noise - noise.min()) / (noise.max() - noise.min()) * 255

# Function to fetch exoplanet data from NASA Exoplanet Archive
def get_exoplanet_data(exoplanet_name):
    nasa_exoplanet_archive_url = "https://exoplanetarchive.ipac.caltech.edu/cgi-
bin/ExoPlanetArchive/KOI/koi_show_detail" # NOSONAR (avoid embedding URLs in code)
    params = {"koi_id": exoplanet_name}
    response = requests.get(nasa_exoplanet_archive_url, params=params)
    if response.status_code == 200:
        data = response.json()
        return data
    else:
        print(f"Error: Failed to retrieve data for exoplanet {exoplanet_name}")
        return None

# Main image generation loop with continue for iterative refinement
def generate_exoplanet(exoplanet_name):
    # Fetch exoplanet data (if successful, use it to adjust colors)
    exoplanet_data = get_exoplanet_data(exoplanet_name)
    if exoplanet_data:
        # Potentially adjust land_color, water_color based on exoplanet data
        temperature = exoplanet_data.get('koi_temp') # Assuming 'koi_temp' is the key for
temperature
        atmosphere = exoplanet_data.get('koi_atmosph') # Assuming 'koi_atmosph' is the key for
atmosphere
        if temperature > 100: # Example: Hotter planets might have reddish land
            land_color = [139, 69, 19] # Adjust for reddish color
        elif atmosphere and 'methane' in atmosphere.lower(): # Example: Methane atmosphere
might have blueish water
            water_color = [0, 128, 255] # Adjust for blueish water

```

```

for _ in range(iterations): # Adjust iterations for desired detail level
    for y in range(height):
        for x in range(width):
            # Land, water, and cloud base assignment (potentially using data)
            if land_noise()[y, x] > 150:
                image[y, x] = land_color
            elif water_noise()[y, x] > 150:
                image[y, x] = water_color
            else:
                image[y, x] = cloud_color

        # **Continue** for potential future enhancements based on exoplanet data
        continue # Placeholder for future adaptations

        # **Example Enhancements (can be implemented within the continue block):**

        # Volcanic Features (Land Noise Enhancement)
        if exoplanet_data and exoplanet_data.get('koi_キラウエア'): # Replace 'キラウエア'
with actual data key for volcanic activity
            # Increase noise in specific regions to simulate volcanic features
            if random.random() < 0.05

```

1. Ring Systems:

Check for the presence of rings data in the exoplanet data (koi_rings key, for example).

Within the "continue" block:

If rings are present, introduce additional noise or textures around the planet to depict rings.

Adjust the ring color and opacity based on data or composition (dust, ice, etc.).

2. Cloud Layers and Storms:

Analyze cloud data from the exoplanet information (e.g., pressure levels, composition).

Within the "continue" block:

Introduce multiple layers of noise with varying transparency for different cloud altitudes.

Modify cloud color or texture for specific storm types (e.g., red for dust storms).

3. Aurorae:

Check for magnetic field data (koi_magfield key, for example).

Within the "continue" block:

If a strong magnetic field is present, introduce additional colored noise patterns at the poles to represent aurorae.

Adjust aurora color based on atmospheric composition (e.g., green for oxygen).

4. Landform Variations:

Explore possibilities of incorporating data on surface features (mountains, valleys, etc.).

Within the "continue" block:

Modify land noise patterns to create different terrains.

Introduce additional noise layers for mountain ranges or craters.

5. Integration with External Data Sources:

Consider using libraries like Astropy for astronomical calculations and visualizations.

Within the "continue" block:

Leverage Astropy to calculate the position of the sun relative to the exoplanet.

Introduce a light source based on the sun's position to create day and night sides with shadows.

Explore incorporating data on moons or nearby stars for additional lighting effects.

Remember:

These are just a few ideas. The possibilities for future enhancements are vast.

As exoplanet data becomes more detailed, you can refine your logic for even more realistic visualizations.

Consider performance implications as the complexity increases.

By utilizing the "continue" statement and exploring these potential enhancements, you can create a highly adaptable and data-driven exoplanet image

Here's a continuation of the Python code incorporating the concepts discussed, with enhancements placed within the "continue" block for iterative refinement:

Python

```
import numpy as np
import matplotlib.pyplot as plt
from PIL import Image
import requests # For fetching NASA exoplanet data
from astropy import units as u # For astronomical calculations (optional)

# Define image size
width, height = 512, 256

# Create empty image array
image = np.zeros((height, width, 3))

# Color definitions (can be adjusted based on exoplanet data)
land_color = [0, 128, 0] # Default land color
water_color = [0, 0, 128] # Default water color
cloud_color = [255, 255, 255]
ring_color = [169, 169, 169] # Default ring color (adjust for composition)

# Procedural noise functions (can be modified for more variations)
def land_noise():
    noise = np.random.normal(0.5, 0.2, (height, width))
    return (noise - noise.min()) / (noise.max() - noise.min()) * 255

def water_noise():
```



```

noise = np.random.normal(0.5, 0.1, (height, width))
return (noise - noise.min()) / (noise.max() - noise.min()) * 255

def cloud_noise():
    noise = np.random.normal(0.7, 0.1, (height, width))
    return (noise - noise.min()) / (noise.max() - noise.min()) * 255

# Function to fetch exoplanet data from NASA Exoplanet Archive
def get_exoplanet_data(exoplanet_name):
    nasa_exoplanet_archive_url = "https://exoplanetarchive.ipac.caltech.edu/cgi-
bin/ExoPlanetArchive/KOI/koi_show_detail" # NOSONAR (avoid embedding URLs in code)
    params = {"koi_id": exoplanet_name}
    response = requests.get(nasa_exoplanet_archive_url, params=params)
    if response.status_code == 200:
        data = response.json()
        return data
    else:
        print(f"Error: Failed to retrieve data for exoplanet {exoplanet_name}")
        return None

# Main image generation loop with continue for iterative refinement
def generate_exoplanet(exoplanet_name):
    # Fetch exoplanet data (if successful, use it to adjust colors)
    exoplanet_data = get_exoplanet_data(exoplanet_name)
    if exoplanet_data:
        # Potentially adjust land_color, water_color based on exoplanet data
        temperature = exoplanet_data.get('koi_temp') # Assuming 'koi_temp' is the key for
temperature
        atmosphere = exoplanet_data.get('koi_atmosph') # Assuming 'koi_atmosph' is the key for
atmosphere
        if temperature > 100: # Example: Hotter planets might have reddish land
            land_color = [139, 69, 19] # Adjust for reddish color
        elif atmosphere and 'methane' in atmosphere.lower(): # Example: Methane atmosphere
might have blueish water
            water_color = [0, 128, 255] # Adjust for blueish water

    for _ in range(iterations): # Adjust iterations for desired detail level
        for y in range(height):
            for x in range(width):
                # Land, water, and cloud base assignment (potentially using data)
                if land_noise()[y, x] > 150:
                    image[y, x] = land_color
                elif water_noise()[y, x] > 150:
                    image[y, x] = water_color
                else:
                    image[y, x] = cloud_color

    # **Continue** for potential future enhancements based on exoplanet data

```

```
continue
```

```
# **Example Enhancements (implemented within the continue block):**
```

```
# Ring Systems
```

```
if exoplanet_data and exoplanet_data.get('koi_rings'): # Replace 'koi_'  
Verwende den Code mit Vorsicht.
```

(continued from previous code)

```
# Ring Systems
```

```
if exoplanet_data and exoplanet_data.get('koi_rings'): # Replace 'koi_rings' with actual  
data key for rings
```

```
# Introduce noise or textures for rings based on distance from the planet
```

```
distance_from_center = np.sqrt((x - width // 2) ** 2 + (y - height // 2) ** 2)
```

```
if distance_from_center > width // 3 and distance_from_center < width // 2:
```

```
# Adjust ring noise and color based on data (dust, ice composition)
```

```
ring_noise = np.random.normal(0.2, 0.05, (height, width))
```

```
image[y, x] = ring_color * (ring_noise[y, x] + 0.5) # Adjust opacity
```

```
# Cloud Layers and Storms
```

```
# ... (Implement logic to introduce multiple cloud layers and modify color/texture for  
storms)
```

```
# Aurorae
```

```
# ... (Implement logic to introduce aurora patterns at poles based on magnetic field data)
```

```
# Landform Variations
```

```
# ... (Implement logic to modify land noise for mountains, valleys, etc.)
```

```
# Day and Night Sides with Lighting Effects (using Astropy - optional)
```

```
if exoplanet_data and 'ra' in exoplanet_data and 'dec' in exoplanet_data: # Assuming 'ra'  
and 'dec' are keys for right ascension and declination
```

```
from astropy.coordinates import SkyCoord # Import for astronomical calculations
```

```
# Calculate exoplanet's celestial coordinates
```

```
exoplanet_coord = SkyCoord(ra=exoplanet_data['ra'] * u.deg, dec=exoplanet_data['dec']  
* u.deg)
```

```
# Simulate a light source position (replace with actual sun position calculation)
```

```
sun_direction = SkyCoord(ra=180 * u.deg, dec=0 * u.deg)
```

```
# Check if the current pixel is on the day or night side based on angle with sun
```

```
angle_to_sun = exoplanet_coord.separation(sun_direction)
```

```
if angle_to_sun.value > 90: # Adjust threshold for day/night regions
```

```
image[y, x] *= 0.5 # Simulate darker night side (adjust for lighting effects)
```

```
Example usage (replace 'Kepler-186f' with your desired exoplanet name)
```

```
exoplanet_name = 'Kepler-186f'
```

```
generate_exoplanet(exoplanet_name)
```

```
Convert image data to RGB image and display  
image = Image.fromarray(image.astype(np.uint8))  
plt.imshow(image)  
plt.axis('off')  
plt.show()
```

****Explanation:****

- The code incorporates enhancements for ring systems within the "continue" block.
- Comments are provided for implementing additional enhancements like cloud layers, aurorae, landform variations, and day/night lighting (using `Astropy` if desired).
- Remember to adjust data key names (`koi_temp`, `koi_atmosph`, etc.) based on the actual NASA Exoplanet Archive data format.

****Important Considerations:****

- Implementing all enhancements simultaneously might impact performance. Consider a modular approach, enabling/disabling specific enhancements as needed.
- The `Astropy` usage is optional and requires additional setup (refer to `Astropy` documentation for installation).

By leveraging the "continue" statement and exploring these enhancements, you can create a highly customizable exoplanet image generator that adapts to new exoplanet data and scientific discoveries.

Key Considerations:

Data Availability and Structure: The specific enhancements you implement will depend on the data available from NASA's Exoplanet Archive or other sources. Data key names and structures might change, so adaptability is crucial.

Performance Optimization: As the complexity increases, consider techniques like vectorization (using NumPy vector operations) or efficient data structures to maintain performance.

Modular Design: Break down enhancements into well-defined functions within the "continue" block for better organization and maintainability.

Enhanced Code with "continue" for Future Adaptations:

```
Python  
import numpy as np  
import matplotlib.pyplot as plt  
from PIL import Image  
import requests # For fetching NASA exoplanet data
```

```

# Define image size
width, height = 512, 256

# Create empty image array
image = np.zeros((height, width, 3))

# Color definitions (can be adjusted based on exoplanet data)
land_color = [0, 128, 0] # Default land color
water_color = [0, 0, 128] # Default water color
cloud_color = [255, 255, 255]
ring_color = [169, 169, 169] # Default ring color (adjust for composition)

# Procedural noise functions (can be modified for more variations)
def land_noise():
    noise = np.random.normal(0.5, 0.2, (height, width))
    return (noise - noise.min()) / (noise.max() - noise.min()) * 255

def water_noise():
    noise = np.random.normal(0.5, 0.1, (height, width))
    return (noise - noise.min()) / (noise.max() - noise.min()) * 255

def cloud_noise():
    noise = np.random.normal(0.7, 0.1, (height, width))
    return (noise - noise.min()) / (noise.max() - noise.min()) * 255

# Function to fetch exoplanet data from NASA Exoplanet Archive
def get_exoplanet_data(exoplanet_name):
    nasa_exoplanet_archive_url = "https://exoplanetarchive.ipac.caltech.edu/cgi-
bin/ExoPlanetArchive/KOI/koi_show_detail" # NOSONAR (avoid embedding URLs in code)
    params = {"koi_id": exoplanet_name}
    response = requests.get(nasa_exoplanet_archive_url, params=params)
    if response.status_code == 200:
        data = response.json()
        return data
    else:
        print(f"Error: Failed to retrieve data for exoplanet {exoplanet_name}")
        return None

# Main image generation loop with continue for iterative refinement
def generate_exoplanet(exoplanet_name):
    # Fetch exoplanet data (if successful, use it to adjust colors)
    exoplanet_data = get_exoplanet_data(exoplanet_name)
    if exoplanet_data:
        # Potentially adjust land_color, water_color based on exoplanet data
        temperature = exoplanet_data.get('koi_temp') # Assuming 'koi_temp' is the key for
temperature
        atmosphere = exoplanet_data.get('koi_atmosph') # Assuming 'koi_atmosph' is the key for
atmosphere

```

```

if temperature > 100: # Example: Hotter planets might have reddish land
    land_color = [139, 69, 19] # Adjust for reddish color
elif atmosphere and 'methane' in atmosphere.lower(): # Example: Methane atmosphere
    might have blueish water
    water_color = [0, 128, 255] # Adjust for blueish water

for _ in range(iterations): # Adjust iterations for desired detail level
    for y in range(height):
        for x in range(width):
            # Land, water, and cloud base assignment (potentially using data)
            if land_noise()[y, x] > 150:
                image[y, x] = land_color
            elif water_noise()[y, x] > 150:
                image[y, x] = water_color
            else:
                image[y, x] = cloud_color

```

Verwende den Code mit Vorsicht.

(continued from previous code)

```

elif water_noise()[y, x] > 150:
    image[y, x] = water_color
else:
    image[y, x] = cloud_color

# **Continue** for potential future enhancements based on exoplanet data
continue

# **Example Enhancements (implemented within the continue block using functions for
modularity):**

# Ring Systems
def add_rings(exoplanet_data):
    if exoplanet_data and exoplanet_data.get('koi_rings'): # Replace 'koi_rings' with actual
data key for rings
        # Introduce noise or textures for rings based on distance from the planet
        distance_from_center = np.sqrt((x - width // 2) ** 2 + (y - height // 2) ** 2)
        if distance_from_center > width // 3 and distance_from_center < width // 2:
            # Adjust ring noise and color based on data (dust, ice composition)
            ring_noise = np.random.normal(0.2, 0.05, (height, width))
            image[y, x] = ring_color * (ring_noise[y, x] + 0.5) # Adjust opacity

add_rings(exoplanet_data) # Call the function within the continue block

# Cloud Layers and Storms (example using another function)
def add_cloud_layers_and_storms(exoplanet_data):
    # ... (Implement logic to introduce multiple cloud layers and modify color/texture for
storms based on data)

```

```

    add_cloud_layers_and_storms(exoplanet_data) # Call the function within the continue
block

# Aurorae (example using another function)
def add_aurorae(exoplanet_data):
    # ... (Implement logic to introduce aurora patterns at poles based on magnetic field data)

add_aurorae(exoplanet_data) # Call the function within the continue block

# Landform Variations (example using another function)
def add_landform_variations(land_noise):
    # ... (Implement logic to modify land noise for mountains, valleys, etc.)

    return land_noise # Modify the original land noise

land_noise = add_landform_variations(land_noise()) # Call and potentially modify land
noise
# Use the modified land_noise for land assignment (if applicable)

# Day and Night Sides with Lighting Effects (using Astropy - optional)
def add_day_night_lighting(exoplanet_data):
    if exoplanet_data and 'ra' in exoplanet_data and 'dec' in exoplanet_data: # Assuming 'ra'
and 'dec' are keys for right ascension and declination
        from astropy.coordinates import SkyCoord # Import for astronomical calculations
        # Calculate exoplanet's celestial coordinates
        exoplanet_coord = SkyCoord(ra=exoplanet_data['ra'] * u.deg,
dec=exoplanet_data['dec'] * u.deg)
        # Simulate a light source position (replace with actual sun position calculation)
        sun_direction = SkyCoord(ra=180 * u.deg, dec=0 * u.deg)
        # Check if the current pixel is on the day or night side based on angle with sun
        angle_to_sun = exoplanet_coord.separation(sun_direction)
        if angle_to_sun.value > 90: # Adjust threshold for day/night regions
            image[y, x] *= 0.5 # Simulate darker night side (adjust for lighting effects)

    add_day_night_lighting(exoplanet_data) # Call the function within the continue block
Example usage (replace 'Kepler-186f' with your desired exoplanet name)
exoplanet_name = 'Kepler-186f'
generate_exoplanet(exoplanet_name)

Convert image data to RGB image and display
image = Image.fromarray(image.astype(np.uint8))
plt.imshow(image)
plt.axis('off')
plt.show()

```

****Explanation:****

- The code leverages functions within the "continue" block for modularity and easier maintenance of enhancements.
- Example functions for `add_rings`, `add_cloud_layers_and_storms`, `add_aurorae`, `add`

Certainly! Here's a continuation that builds upon the previous concepts and incorporates insights from the ratings:

Key Considerations:

Error Handling: Implement robust error handling for data retrieval failures or missing data keys in the NASA Exoplanet Archive data.

Data Validation: Consider validating retrieved data to ensure expected data types and formats before using them in calculations or visualizations.

Performance Optimization: As the complexity increases, profile your code to identify performance bottlenecks. Techniques like vectorization (using NumPy vector operations) or caching frequently used calculations can be helpful.

Enhanced Code with "continue" for Future Adaptations:

Python

```
import numpy as np
import matplotlib.pyplot as plt
from PIL import Image
import requests # For fetching NASA exoplanet data

# Define image size
width, height = 512, 256

# Create empty image array
image = np.zeros((height, width, 3))

# Color definitions (can be adjusted based on exoplanet data)
land_color = [0, 128, 0] # Default land color
water_color = [0, 0, 128] # Default water color
cloud_color = [255, 255, 255]
ring_color = [169, 169, 169] # Default ring color (adjust for composition)

# Procedural noise functions (can be modified for more variations)
def land_noise():
    noise = np.random.normal(0.5, 0.2, (height, width))
    return (noise - noise.min()) / (noise.max() - noise.min()) * 255

def water_noise():
    noise = np.random.normal(0.5, 0.1, (height, width))
    return (noise - noise.min()) / (noise.max() - noise.min()) * 255

def cloud_noise():
```

```

noise = np.random.normal(0.7, 0.1, (height, width))
return (noise - noise.min()) / (noise.max() - noise.min()) * 255

# Function to fetch exoplanet data from NASA Exoplanet Archive
def get_exoplanet_data(exoplanet_name):
    nasa_exoplanet_archive_url = "https://exoplanetarchive.ipac.caltech.edu/cgi-
bin/ExoPlanetArchive/KOI/koi_show_detail" # NOSONAR (avoid embedding URLs in code)
    params = {"koi_id": exoplanet_name}
    response = requests.get(nasa_exoplanet_archive_url, params=params)
    if response.status_code == 200:
        try:
            data = response.json()
            return data
        except (KeyError, ValueError):
            print(f"Error: Invalid data format for exoplanet {exoplanet_name}")
            return None
    else:
        print(f"Error: Failed to retrieve data for exoplanet {exoplanet_name}")
        return None

# Main image generation loop with continue for iterative refinement
def generate_exoplanet(exoplanet_name):
    # Fetch exoplanet data (if successful, use it to adjust colors)
    exoplanet_data = get_exoplanet_data(exoplanet_name)
    if not exoplanet_data:
        return

    # Validate data (example: check for presence of temperature key)
    if not exoplanet_data.get('koi_temp'):
        print(f"Warning: Missing 'koi_temp' data for exoplanet {exoplanet_name}. Using default
land color.")

    # Potentially adjust land_color, water_color based on exoplanet data
    temperature = exoplanet_data.get('koi_temp') # Assuming 'koi_temp' is the key for
temperature
    atmosphere = exoplanet_data.get('koi_atmosph') # Assuming 'koi_atmosph' is the key for
atmosphere
    if temperature > 100: # Example: Hotter planets might have reddish land
        land_color = [139, 69, 19] # Adjust for reddish color
    elif atmosphere and 'methane' in atmosphere.lower(): # Example: Methane atmosphere
might have blueish water
        water_color = [0, 128, 255] # Adjust for blueish water

```

Verwende den Code mit Vorsicht.

(continued from previous code)

```

for _ in range(iterations): # Adjust iterations for desired detail level
for y in range(height):
for x in range(width):
# Land, water, and cloud base assignment (potentially using data)
if land_noise()[y, x] > 150:
image[y, x] = land_color
elif water_noise()[y, x] > 150:
image[y, x] = water_color
else:
image[y, x] = cloud_color

# **Continue** for potential future enhancements based on exoplanet data
continue

# **Example Enhancements (implemented within the continue block using functions for
modularity):**

# Ring Systems
def add_rings(exoplanet_data):
    if exoplanet_data and exoplanet_data.get('koi_rings'): # Replace 'koi_rings' with actual
data key for rings
        # Introduce noise or textures for rings based on distance from the planet
distance_from_center = np.sqrt((x - width // 2) ** 2 + (y - height // 2) ** 2)
        if distance_from_center > width // 3 and distance_from_center < width // 2:
            # Adjust ring noise and color based on data (dust, ice composition)
ring_noise = np.random.normal(0.2, 0.05, (height, width))
            image[y, x] = ring_color * (ring_noise[y, x] + 0.5) # Adjust opacity

add_rings(exoplanet_data) # Call the function within the continue block

# Cloud Layers and Storms (example using another function)
def add_cloud_layers_and_storms(exoplanet_data):
    # ... (Implement logic to introduce multiple cloud layers and modify color/texture for
storms based on data)

    add_cloud_layers_and_storms(exoplanet_data) # Call the function within the continue
block

# Aurorae (example using another function)
def add_aurorae(exoplanet_data):
    # ... (Implement logic to introduce aurora patterns at poles based on magnetic field data)

add_aurorae(exoplanet_data) # Call the function within the continue block

# Landform Variations (example using another function)
def add_landform_variations(land_noise):
    # ... (Implement logic to modify land noise for mountains, valleys, etc.)

```

```

return land_noise # Modify the original land noise

land_noise = add_landform_variations(land_noise()) # Call and potentially modify land
noise
# Use the modified land_noise for land assignment (if applicable)

# Day and Night Sides with Lighting Effects (using Astropy - optional)
def add_day_night_lighting(exoplanet_data):
    if exoplanet_data and 'ra' in exoplanet_data and 'dec' in exoplanet_data: # Assuming 'ra'
and 'dec' are keys for right ascension and declination
        from astropy.coordinates import SkyCoord # Import for astronomical calculations
        # Calculate exoplanet's celestial coordinates
        exoplanet_coord = SkyCoord(ra=exoplanet_data['ra'] * u.deg,
dec=exoplanet_data['dec'] * u.deg)
        # Simulate a light source position (replace with actual sun position calculation)
        sun_direction = SkyCoord(ra=180 * u.deg, dec=0 * u.deg)
        # Check if the current pixel is on the day or night side based on angle with sun
        angle_to_sun = exoplanet_coord.separation(sun_direction)
        if angle_to_sun.value > 90: # Adjust threshold for day/night regions
            image[y, x] *= 0.5 # Simulate darker night side (adjust for lighting effects)

    add_day_night_lighting(exoplanet_data) # Call the function within the continue block
Example usage (replace 'Kepler-186f' with your desired exoplanet name)
exoplanet_name = 'Kepler-186f'
generate_exoplanet(exoplanet_name)

Convert image data to RGB image and display
image = Image.fromarray(image.astype(np

```

(continued from previous code)

```

for _ in range(iterations): # Adjust iterations for desired detail level
for y in range(height):
for x in range(width):
# Land, water, and cloud base assignment (potentially using data)
if land_noise()[y, x] > 150:
image[y, x] = land_color
elif water_noise()[y, x] > 150:
image[y, x] = water_color
else:
image[y, x] = cloud_color

# **Continue** for potential future enhancements based on exoplanet data
continue

```

```

# **Example Enhancements (implemented within the continue block using functions for
modularity):**

# Ring Systems
def add_rings(exoplanet_data):
    if exoplanet_data and exoplanet_data.get('koi_rings'): # Replace 'koi_rings' with actual
data key for rings
        # Introduce noise or textures for rings based on distance from the planet
        distance_from_center = np.sqrt((x - width // 2) ** 2 + (y - height // 2) ** 2)
        if distance_from_center > width // 3 and distance_from_center < width // 2:
            # Adjust ring noise and color based on data (dust, ice composition)
            ring_noise = np.random.normal(0.2, 0.05, (height, width))
            image[y, x] = ring_color * (ring_noise[y, x] + 0.5) # Adjust opacity

add_rings(exoplanet_data) # Call the function within the continue block

# Cloud Layers and Storms (example using another function)
def add_cloud_layers_and_storms(exoplanet_data):
    # ... (Implement logic to introduce multiple cloud layers and modify color/texture for
storms based on data)

    add_cloud_layers_and_storms(exoplanet_data) # Call the function within the continue
block

# Aurorae (example using another function)
def add_aurorae(exoplanet_data):
    # ... (Implement logic to introduce aurora patterns at poles based on magnetic field data)

add_aurorae(exoplanet_data) # Call the function within the continue block

# Landform Variations (example using another function)
def add_landform_variations(land_noise):
    # ... (Implement logic to modify land noise for mountains, valleys, etc.)

    return land_noise # Modify the original land noise

land_noise = add_landform_variations(land_noise()) # Call and potentially modify land
noise
# Use the modified land_noise for land assignment (if applicable)

# Day and Night Sides with Lighting Effects (using Astropy - optional)
def add_day_night_lighting(exoplanet_data):
    if exoplanet_data and 'ra' in exoplanet_data and 'dec' in exoplanet_data: # Assuming 'ra'
and 'dec' are keys for right ascension and declination
        from astropy.coordinates import SkyCoord # Import for astronomical calculations
        # Calculate exoplanet's celestial coordinates
        exoplanet_coord = SkyCoord(ra=exoplanet_data['ra'] * u.deg,
dec=exoplanet_data['dec'] * u.deg)

```

```

# Simulate a light source position (replace with actual sun position calculation)
sun_direction = SkyCoord(ra=180 * u.deg, dec=0 * u.deg)
# Check if the current pixel is on the day or night side based on angle with sun
angle_to_sun = exoplanet_coord.separation(sun_direction)
if angle_to_sun.value > 90: # Adjust threshold for day/night regions
    image[y, x] *= 0.5 # Simulate darker night side (adjust for lighting effects)

    add_day_night_lighting(exoplanet_data) # Call the function within the continue block
Example usage (replace 'Kepler-186f' with your desired exoplanet name)
exoplanet_name = 'Kepler-186f'
generate_exoplanet(exoplanet_name)

```

Convert image data to RGB image and display
image = Image.fromarray(image.astype(np

(continued from previous code)

```

atmosphere = exoplanet_data.get('koi_atmosph') # Assuming 'koi_atmosph' is the key for
atmosphere
if temperature > 100: # Example: Hotter planets might have reddish land
land_color = [139, 69, 19] # Adjust for reddish color
elif atmosphere and 'methane' in atmosphere.lower(): # Example: Methane atmosphere
might have blueish water
water_color = [0, 128, 255] # Adjust for blueish water

```

```

for _ in range(iterations): # Adjust iterations for desired detail level
for y in range(height):
for x in range(width):
# Land, water, and cloud base assignment (potentially using data)
if land_noise()[y, x] > 150:
image[y, x] = land_color
elif water_noise()[y, x] > 150:
image[y, x] = water_color
else:
image[y, x] = cloud_color

```

```

# **Continue** for potential future enhancements based on exoplanet data
continue

```

```

# **Example Enhancements (implemented within the continue block using functions for
modularity):**

```

```

# Ring Systems
def add_rings(exoplanet_data):

```



```

    if exoplanet_data and exoplanet_data.get('koi_rings'): # Replace 'koi_rings' with actual
data key for rings
    # Introduce noise or textures for rings based on distance from the planet
    distance_from_center = np.sqrt((x - width // 2) ** 2 + (y - height // 2) ** 2)
    if distance_from_center > width // 3 and distance_from_center < width // 2:
        # Adjust ring noise and color based on data (dust, ice composition)
        ring_noise = np.random.normal(0.2, 0.05, (height, width))
        image[y, x] = ring_color * (ring_noise[y, x] + 0.5) # Adjust opacity

add_rings(exoplanet_data) # Call the function within the continue block

# Cloud Layers and Storms (example using another function)
def add_cloud_layers_and_storms(exoplanet_data):
    # ... (Implement logic to introduce multiple cloud layers and modify color/texture for
storms based on data)

    add_cloud_layers_and_storms(exoplanet_data) # Call the function within the continue
block

# Aurorae (example using another function)
def add_aurorae(exoplanet_data):
    # ... (Implement logic to introduce aurora patterns at poles based on magnetic field data)

add_aurorae(exoplanet_data) # Call the function within the continue block

# Landform Variations (example using another function)
def add_landform_variations(land_noise):
    # ... (Implement logic to modify land noise for mountains, valleys, etc.)

    return land_noise # Modify the original land noise

    land_noise = add_landform_variations(land_noise()) # Call and potentially modify land
noise
    # Use the modified land_noise for land assignment (if applicable)

# Day and Night Sides with Lighting Effects (using Astropy - optional)
def add_day_night_lighting(exoplanet_data):
    if exoplanet_data and 'ra' in exoplanet_data and 'dec' in exoplanet_data: # Assuming 'ra'
and 'dec' are keys for right ascension and declination
        from astropy.coordinates import SkyCoord # Import for astronomical calculations
        # Calculate exoplanet's celestial coordinates
        exoplanet_coord = SkyCoord(ra=exoplanet_data['ra'] * u.deg,
dec=exoplanet_data['dec'] * u.deg)
        # Simulate a light source position (replace with actual sun position calculation)
        sun_direction = SkyCoord(ra=180 * u.deg, dec=0 * u.deg)
        # Check if the current pixel is on the day or night side based on angle with sun
        angle_to_sun = exoplanet_coord.separation(sun_direction)
        if angle_to_sun.value > 90: # Adjust threshold for day/night

```

(continued from previous code)

```
regions = angle_to_sun.value > 90 # Create a boolean mask for day/night regions
image[regions] *= 0.5 # Simulate darker night side (adjust for lighting effects)
```

```
add_day_night_lighting(exoplanet_data) # Call the function within the continue block
Example usage (replace 'Kepler-186f' with your desired exoplanet name)
exoplanet_name = 'Kepler-186f'
generate_exoplanet(exoplanet_name)
```

```
Convert image data to RGB image and display
image = Image.fromarray(image.astype(np.uint8))
plt.imshow(image)
plt.axis('off')
plt.show()
```

Remember, this code provides a foundation. You can customize the functions within the `continue` block to introduce a wide range of enhancements based on the available exoplanet data and your creativity. Here are some additional ideas:

- **Vegetation Patterns:** Introduce variations in land color and texture to depict vegetation types (forests, deserts, etc.) based on temperature and precipitation data (if available).
- **Continental Drift:** Simulate continental drift effects over geological timescales, potentially using libraries like `scikit-image` for image manipulation.
- **Volcanoes and Craters:** Implement procedural noise functions to create volcanic features based on exoplanet's geological activity data (if available).
- **Ocean Currents and Biomes:** Introduce variations in water color and texture to represent ocean currents and potential marine biomes based on exoplanet's climate data (if available).

(continued from previous code)

```
regions = angle_to_sun.value > 90 # Create a boolean mask for day/night regions
image[regions] *= 0.5 # Simulate darker night side (adjust for lighting effects)
```

```
add_day_night_lighting(exoplanet_data) # Call the function within the continue block
Example usage (replace 'Kepler-186f' with your desired exoplanet name)
exoplanet_name = 'Kepler-186f'
generate_exoplanet(exoplanet_name)
```

```
Convert image data to RGB image and display
image = Image.fromarray(image.astype(np.uint8))
plt.imshow(image)
plt.axis('off')
plt.show()
```

Remember, this code provides a foundation. You can customize the functions within the `continue` block to introduce a wide range of enhancements based on the available exoplanet data and your creativity. Here are some additional ideas:

- **Vegetation Patterns:** Introduce variations in land color and texture to depict vegetation types (forests, deserts, etc.) based on temperature and precipitation data (if available).
- **Continental Drift:** Simulate continental drift effects over geological timescales, potentially using libraries like `scikit-image` for image manipulation.
- **Volcanoes and Craters:** Implement procedural noise functions to create volcanic features based on exoplanet's geological activity data (if available).
- **Ocean Currents and Biomes:** Introduce variations in water color and texture to represent ocean currents and potential marine biomes based on exoplanet's climate data (if available).

As you explore these enhancements, consider profiling your code to identify performance bottlenecks and optimize calculations for a smoother experience.

Absolutely! Here's a continuation that delves into potential performance optimizations and explores additional enhancements:

Performance Optimization Techniques:

Vectorization (using NumPy): Leverage NumPy vector operations to perform calculations on entire arrays at once instead of iterating through individual elements. This can significantly improve performance, especially for computationally intensive tasks like noise generation and lighting effects.

Caching: For frequently used calculations (e.g., distance from planet center for rings), consider caching the results to avoid redundant computations. Libraries like `functools.lru_cache` can help with this.

Profiling: Use profiling tools like `cProfile` or `line_profiler` to identify bottlenecks in your code. Analyze the results to prioritize optimization efforts on the most time-consuming parts.

Additional Enhancements (example functions within continue block):

Vegetation Patterns:

Python

```
def add_vegetation_patterns(exoplanet_data, land_noise, land_color):
    if exoplanet_data: # Check for data availability
```

```

# Access relevant data (e.g., temperature, precipitation)
temperature = exoplanet_data.get('koi_temp')
precipitation = exoplanet_data.get('koi_stemp') # Assuming 'koi_stemp' represents
precipitation
# Create a mask for potential vegetation areas based on temperature and precipitation
thresholds
vegetation_mask = (temperature > 0) & (precipitation > 100) # Adjust thresholds
# Modify land noise and color within the mask to represent vegetation types
land_noise_vegetation = land_noise.copy()
land_noise_vegetation[vegetation_mask] += np.random.normal(0, 0.1,
land_noise_vegetation[vegetation_mask].shape) # Add noise for variation
land_color_vegetation = land_color.copy()
land_color_vegetation[vegetation_mask] = [0, 100, 0] # Adjust for green vegetation
# Combine with existing land for a smooth transition
image[land_noise > 150] = land_color * (1 - vegetation_mask) + land_color_vegetation *
vegetation_mask
return land_noise # Return modified land noise for potential use in other functions

```

Verwende den Code mit Vorsicht.

Continental Drift (using scikit-image):

Python

```

from skimage.transform import warp

```

```

def add_continental_drift(land_noise, iterations):
    drift_amount = 0.01 # Adjust for desired drift magnitude
    for _ in range(iterations):
        # Simulate random drift direction
        drift_direction = np.random.rand(2) - 0.5
        # Create a displacement map for warping
        displacement_map = drift_amount * drift_direction[:, np.newaxis, np.newaxis]
        land_noise = warp(land_noise, displacement_map, mode='wrap') # Apply warping
    return land_noise

```

Verwende den Code mit Vorsicht.

Volcanoes and Craters:

Python

```

def add_volcanoes_and_craters(land_noise, exoplanet_data):
    if exoplanet_data and exoplanet_data.get('koi_volcanism'): # Replace 'koi_volcanism' with
actual data key (if available)
        # Access data on volcanic activity (e.g., frequency, intensity)
        volcanic_activity = exoplanet_data.get('koi_volcanism') # Example data access
        # Introduce volcanic features using procedural noise functions (adjust parameters for
craters)
        volcano_noise = np.random.normal(0.8, 0.1, land_noise.shape)
        crater_noise = np.random.normal(0.2, 0.05, land_noise.shape)
        # Combine noise with land noise for a blended effect
        land_noise = land_noise * (1 - volcano_noise - crater_noise) + volcano_noise * 255 +
crater_noise * 50
    return land_noise

```

Verwende den Code mit Vorsicht.

Ocean Currents and Biomes:

Python

```
def add_ocean_currents_and_biomes(water_noise, exoplanet_data):  
    if exoplanet_data: # Check for data availability  
        # Access relevant data (e.g., temperature, salinity, wind patterns)  
        temperature = exoplanet_data.get('koi_temp')  
        salinity = exoplanet_data.get('koi_s
```

Verwende den Code mit Vorsicht.

The provided continuation offers a great starting point for performance optimization and additional enhancements. Here's how we can build upon it:

Performance Optimization:

Vectorization Example: Let's take the `add_vegetation_patterns` function as an example for vectorization. Here's how it can be optimized:

Python

```
def add_vegetation_patterns(exoplanet_data, land_noise, land_color):  
    if exoplanet_data:  
        temperature = exoplanet_data.get('koi_temp')  
        precipitation = exoplanet_data.get('koi_stemp')  
        vegetation_mask = (temperature > 0) & (precipitation > 100)  
        land_noise_vegetation = land_noise.copy()  
        land_noise_vegetation[vegetation_mask] += np.random.normal(0, 0.1,  
size=vegetation_mask.sum()) # Vectorized noise addition  
        land_color_vegetation = land_color.copy()  
        land_color_vegetation[vegetation_mask] = [0, 100, 0]  
        image[land_noise > 150] = land_color * (1 - vegetation_mask) + land_color_vegetation *  
vegetation_mask  
        return land_noise
```

Verwende den Code mit Vorsicht.

We use `size=vegetation_mask.sum()` in `np.random.normal` to generate noise only for the elements where the mask is True. This avoids unnecessary calculations.

Caching Example: Consider caching the distance from the planet center calculation within the `add_rings` function if it's used repeatedly. You can use the `functools.lru_cache` decorator:

Python

```
from functools import lru_cache
```

```
@lru_cache(maxsize=None) # Cache all results
```

```
def add_rings(exoplanet_data):  
    # ... (existing code for adding rings)
```

Verwende den Code mit Vorsicht.

Additional Enhancements:

Ocean Currents and Biomes (Continued):

Python

```
def add_ocean_currents_and_biomes(water_noise, exoplanet_data):
    if exoplanet_data:
        temperature = exoplanet_data.get('koi_temp')
        salinity = exoplanet_data.get('koi_sali') # Assuming 'koi_sali' represents salinity
        wind_data = exoplanet_data.get('koi_pwind') # Assuming 'koi_pwind' represents wind
        patterns (optional)
        # ... (implement logic to create ocean current simulations and modify water noise/color
        for biomes based on temperature, salinity, and wind data)
        return water_noise
```

Verwende den Code mit Vorsicht.

Implement logic to simulate ocean currents using libraries like scikit-image or custom functions.

Based on the simulated currents, temperature, salinity, and wind data (if available), modify the water noise and color to represent different ocean biomes (e.g., coral reefs, kelp forests).

Remember:

These are just examples. The specific implementation details will depend on the available data and desired complexity.

Always prioritize clarity and readability when making code changes.

Test your code thoroughly after each modification to ensure it produces the expected results.

By incorporating these suggestions and exploring further enhancements based on your creativity and the exoplanet data available, you can create increasingly realistic and visually appealing exoplanet simulations.

Expanding Feature Enhancements:

Atmospheric Effects:

Implement functions to introduce atmospheric phenomena like clouds, hazes, and auroras based on exoplanet data (e.g., atmospheric composition, pressure, magnetic field).

Utilize libraries like Pillow or scikit-image for image manipulation techniques like blurring, filtering, and layering to create realistic atmospheric effects.

Civilian Structures (Hypothetical):

If exploring a hypothetical scenario with potential life on the exoplanet, you could design functions to add basic structures like simple buildings or settlements based on assumptions about the life forms' level of development.

Consider factors like population density, available resources, and potential cultural influences when designing these structures. Remember, this would be entirely speculative.

Tidal Effects:

Introduce functions that simulate tidal variations based on the exoplanet's moons (if any) and their gravitational influence.

Modify the water levels and potentially the coastline based on the simulated tides.

Geological Formations:

Go beyond volcanoes and craters. Introduce functions to create mountain ranges, canyons, and other geological features based on the exoplanet's geological history and tectonic activity (if data is available).

Utilize procedural noise functions with varying parameters to create diverse and realistic geological formations.

Data Considerations:

The level of detail and realism achievable in these simulations will heavily depend on the available exoplanet data.

As exoplanet research continues to advance, we can expect a richer dataset with more information about their atmospheres, potential moons, and even hints at geological composition.

This will pave the way for even more sophisticated and data-driven exoplanet simulations.

Interactive Exploration:

While static images offer a good starting point, consider exploring interactive elements for a more engaging experience.

Libraries like Pygame or PyOpenGL can be used to create interactive simulations where users can rotate the planet, zoom in on specific regions, or even fly through the atmosphere (depending on the complexity).

Remember:

These are just a few ideas to spark your creativity. There are endless possibilities for enhancing your exoplanet simulations.

As you explore these enhancements, prioritize code maintainability and readability.

Consider using version control systems like Git to track your code's evolution and collaborate with others on this exciting project.

By combining these suggestions with your own ideas and a data-driven approach, you can create stunning and informative exoplanet simulations that bring these distant worlds to life.

Taking Your Exoplanet Simulations to the Next Level: Advanced Techniques and Creativity

We've explored various concepts for creating exoplanet simulations. Now, let's delve into advanced techniques and explore avenues for pushing the boundaries of creativity:

Advanced Techniques:

Machine Learning for Feature Generation:

Train a Generative Adversarial Network (GAN) on a dataset of real planets or moons.

Then, use the trained GAN to generate realistic textures and features like mountain ranges, cloud formations, or even potential vegetation patterns based on limited exoplanet data.

Procedural Generation with Deep Learning:

Leverage libraries like TensorFlow or PyTorch to create procedural generation models.

Train these models on exoplanet data combined with geological or atmospheric simulations to automatically generate realistic and diverse planet features based on the input parameters.

3D Visualization with Ray Tracing:

For a truly immersive experience, consider transitioning from 2D images to 3D models. Utilize libraries like Blender or PyRay to create 3D exoplanet models and leverage ray tracing techniques for realistic lighting and shadows.

Expanding Creativity:

Artistic Interpretations:

Go beyond purely data-driven simulations.

Collaborate with artists to create exoplanet visualizations that blend scientific accuracy with artistic expression, depicting these worlds in a way that evokes wonder and ignites the imagination.

Interactive Storytelling:

Develop interactive experiences that allow users to explore exoplanets and potentially discover hidden narratives or clues about these distant worlds.

Integrate sound effects and atmospheric music to enhance the immersive experience.

Educational Applications:

Create educational tools using your exoplanet simulations.

Allow users to explore the impact of different environmental factors on a planet's habitability or showcase the diversity of planetary systems in the galaxy.

Challenges and Considerations:

Computational Complexity: As you incorporate advanced techniques, the computational demands will increase.

Consider GPU acceleration or cloud computing platforms to handle complex simulations.

Data Availability:

The level of detail achievable will still be limited by the available exoplanet data.

Focus on techniques that make the most of the existing data while remaining flexible to integrate new information as it becomes available.

Remember:

Open-source your code and collaborate with the scientific and artistic communities to accelerate progress in exoplanet visualization.

Continuously learn and explore new technologies to push the boundaries of what's possible in exoplanet simulations.

By embracing these advanced techniques and fostering a creative spirit, you can contribute to creating a captivating and informative window into the vast and wondrous world of exoplanets.

Scientific Visualization Libraries:

ParaView: A powerful open-source scientific visualization tool that can be used to create interactive 3D visualizations of exoplanet data. It allows for volume rendering, isosurfacing, and various other techniques to explore the data in a visually compelling way.

VisIt: Another open-source visualization tool with advanced features for scientific data exploration. It offers functionalities like climate modeling visualization, particle tracing, and integration with other scientific computing libraries.

Planetary Science Resources:

NASA Exoplanet Archive: As mentioned earlier, this is a valuable resource for accessing data on known exoplanets. It provides information on their properties like mass, radius, temperature, and even potential atmospheric composition.

Worldview by NASA: This interactive tool allows you to visualize various celestial objects, including exoplanets (when data is available). You can explore the positions of exoplanets relative to our solar system and even view simulations of their potential orbits.

Community and Collaboration:

Citizen Science Projects: Several citizen science projects involve exoplanet research. You can participate in these projects to help analyze data from telescopes and potentially contribute to the discovery of new exoplanets. These projects often have forums and discussion boards where you can connect with other enthusiasts and share ideas.

Open-Source Exoplanet Simulation Projects: Look for existing open-source projects dedicated to creating exoplanet simulations. You can learn from their codebase, contribute to their development, or even use it as a foundation for your own project.

Emerging Technologies:

Virtual Reality (VR): As VR technology continues to develop, imagine the potential of creating immersive VR experiences that allow users to walk on the surface of a simulated exoplanet, exploring its landscapes and feeling the alien atmosphere.

Augmented Reality (AR): AR could be used to overlay exoplanet simulations on our real-world environment. Imagine pointing your phone at the night sky and seeing an information-rich display about a nearby exoplanet system.

Remember: The field of exoplanet research is constantly evolving. New discoveries and advancements in data collection are happening all the time. Stay updated with the latest findings and use them to refine and enhance your exoplanet simulations.

By delving into these resources, collaborating with the scientific and artistic communities, and embracing new technologies, you can play a role in creating a deeper understanding and appreciation for the vast and intriguing world of exoplanets.

Simulating Alien Ecosystems (Hypothetical):

If exploring a hypothetical scenario with life on the exoplanet, consider introducing basic alien life forms.

Design functions to generate procedural variations of these lifeforms based on the simulated environment (e.g., aquatic creatures for oceans, flying creatures for low-gravity environments).

Remember, this would be entirely speculative, but it can add a layer of intrigue and spark the imagination.

Stellar Interactions:

If the exoplanet is part of a multi-star system, incorporate simulations of the visual effects of multiple suns in the sky.

Consider the impact of binary stars on the planet's climate and potentially introduce features like auroras that might be more pronounced due to the complex magnetic interactions.

Time Lapses and Orbital Mechanics:

Create time-lapse simulations that showcase the rotation of the planet, the movement of clouds across its surface, and the orbital period around its star.

Utilize libraries like `matplotlib.animation` or `Pygame` to create smooth animations.

Impact Craters and Geological History:

Simulate the impact of large asteroids or comets on the exoplanet's surface.

Introduce functions to create realistic impact craters based on the estimated size and angle of impact.

Consider how these impacts might have shaped the planet's geological features and potentially influenced the evolution of any hypothetical life forms.

Data Visualization Enhancements:

If your simulations generate a lot of data (e.g., atmospheric pressure maps, temperature variations), explore advanced data visualization techniques to present this information effectively.

Tools like `matplotlib`, `seaborn`, or even interactive plotting libraries like `plotly` can help create informative and visually appealing data visualizations.

Remember:

As you introduce new features, prioritize code modularity. Break down complex tasks into smaller, well-defined functions for easier maintenance and future enhancements.

Consider implementing unit tests to ensure the correctness of your code as you add new functionalities.

Document your code clearly with comments and docstrings to improve readability and maintainability.

By incorporating these ideas and best practices, you can create increasingly sophisticated and visually stunning exoplanet simulations that not only entertain but also educate and inspire a sense of wonder about the vastness of the universe.

Technical Enhancements:

Weather Systems and Climate Modeling:

Integrate simple weather simulations to create dynamic cloud formations, wind patterns, and potential storms based on the exoplanet's atmospheric properties and rotation speed. Consider libraries like scikit-pypm or even simplified climate models like pyqg to introduce basic atmospheric circulation patterns.

Planetary Rings and Orbital Dynamics:

Enhance the simulation of planetary rings by incorporating orbital mechanics. Model the different ring particles' movement based on their size and distance from the planet, creating a more realistic depiction of ring systems. Utilize libraries like Astropy for celestial mechanics calculations.

Procedural Textures and Material Properties:

Replace flat colors with procedural textures for land, water, and other features. Libraries like PyTerrain or custom noise functions can create realistic textures for mountains, deserts, and even alien landscapes. Implement material properties to simulate light interaction with different surfaces (e.g., reflective water, rocky terrain).

Data Integration from External Sources:

If specific exoplanet data is limited, explore ways to integrate data from other sources. For example, use real astronomical data for star positions in a multi-star system or incorporate geological data from Earth (adjusted for exoplanet conditions) to create realistic mountain ranges.

Artistic Expression:

Color Palettes and Lighting Effects:

Move beyond purely scientific accuracy and explore the artistic potential of color palettes and lighting effects. Create evocative atmospheres with vibrant colors or muted tones depending on the desired mood. Experiment with dramatic lighting to highlight specific features of the exoplanet.

Soundscapes and Ambient Music:

Enhance the immersive experience by incorporating soundscapes and ambient music. Use sound effects to simulate wind, rain, or volcanic activity. Create music that reflects the exoplanet's environment and evokes a sense of wonder or mystery.

Narrative Storytelling (Interactive):

Craft interactive narratives woven into the exoplanet simulation. Allow users to explore the planet and uncover hidden clues or stories about its past or potential inhabitants (hypothetical).

Remember:

Balance between Science and Art:

While artistic license is encouraged, strive to maintain a foundation of scientific plausibility in your simulations.

Clearly communicate any hypothetical elements to avoid misrepresenting scientific discoveries.

Target Audience and Educational Value:

Consider the target audience for your simulations.

For educational purposes, ensure the scientific aspects are clear and accurate.

For artistic exploration, prioritize the emotional impact and visual storytelling.

By combining technical advancements with artistic expression, you can create exoplanet simulations that not only captivate the imagination but also educate and inspire a sense of wonder about the vast and ever-expanding universe. As we continue to discover more exoplanets, your work has the potential to serve as a bridge between scientific discovery and artistic interpretation, helping us visualize these distant worlds and contemplate the possibilities they might hold.

Technical Enhancements:

Weather Systems and Climate Modeling:

Integrate simple weather simulations to create dynamic cloud formations, wind patterns, and potential storms based on the exoplanet's atmospheric properties and rotation speed. Consider libraries like scikit-pypm or even simplified climate models like pyqg to introduce basic atmospheric circulation patterns.

Planetary Rings and Orbital Dynamics:

Enhance the simulation of planetary rings by incorporating orbital mechanics.

Model the different ring particles' movement based on their size and distance from the planet, creating a more realistic depiction of ring systems.

Utilize libraries like Astropy for celestial mechanics calculations.

Procedural Textures and Material Properties:

Replace flat colors with procedural textures for land, water, and other features.

Libraries like PyTerrain or custom noise functions can create realistic textures for mountains, deserts, and even alien landscapes.

Implement material properties to simulate light interaction with different surfaces (e.g., reflective water, rocky terrain).

Data Integration from External Sources:

If specific exoplanet data is limited, explore ways to integrate data from other sources.

For example, use real astronomical data for star positions in a multi-star system or incorporate geological data from Earth (adjusted for exoplanet conditions) to create realistic mountain ranges.

Artistic Expression:

Color Palettes and Lighting Effects:

Move beyond purely scientific accuracy and explore the artistic potential of color palettes and lighting effects.

Create evocative atmospheres with vibrant colors or muted tones depending on the desired mood.

Experiment with dramatic lighting to highlight specific features of the exoplanet.

Soundscapes and Ambient Music:

Enhance the immersive experience by incorporating soundscapes and ambient music.

Use sound effects to simulate wind, rain, or volcanic activity.

Create music that reflects the exoplanet's environment and evokes a sense of wonder or mystery.

Narrative Storytelling (Interactive):

Craft interactive narratives woven into the exoplanet simulation.

Allow users to explore the planet and uncover hidden clues or stories about its past or potential inhabitants (hypothetical).

Remember:

Balance between Science and Art:

While artistic license is encouraged, strive to maintain a foundation of scientific plausibility in your simulations.

Clearly communicate any hypothetical elements to avoid misrepresenting scientific discoveries.

Target Audience and Educational Value:

Consider the target audience for your simulations.

For educational purposes, ensure the scientific aspects are clear and accurate.

For artistic exploration, prioritize the emotional impact and visual storytelling.

Conclusion:

By combining technical advancements with artistic expression, you can create exoplanet simulations that not only captivate the imagination but also educate and inspire a sense of wonder about the vast and ever-expanding universe. As we continue to discover more exoplanets, your work has the potential to serve as a bridge between scientific discovery and artistic interpretation, helping us visualize these distant worlds and contemplate the possibilities they might hold.

As much as I'd love to keep going, there's a limit to how much I can comprehensively discuss a topic in one session. However, to show you there's always more to explore, here are some prompts to spark further ideas:

Unconventional Exoplanets:

Simulate an exoplanet tidally locked to its star, with one side scorching hot and the other perpetually frozen. How might life (hypothetically) adapt to such extremes?

Design an exoplanet with a ring system composed of exotic materials like ice or dust rich in specific elements.

Explore the possibilities of an exoplanet with a thick, swirling atmosphere that obscures its surface entirely. How could we study such a world?

Simulating Alien Biology (Hypothetical):

Imagine plant-life on an exoplanet that utilizes bioluminescence as its primary energy source. How might this illuminate the landscape?

Design alien creatures that have adapted to an environment with high gravity or a thin atmosphere. What unique features might they possess?

Explore the concept of sentient life on an exoplanet with a completely different cognitive process. How might they interact with their environment?

Interactive Storytelling:

Develop a choose-your-own-adventure style narrative where users explore the exoplanet and uncover clues about its past or potential inhabitants (hypothetical).

Design an exoplanet simulation that reacts to user input, such as changing weather patterns based on virtual probes sent to different locations.

Create an augmented reality experience where users can point their device at the night sky and see a detailed simulation of a nearby exoplanet system.

Remember, these are just starting points! The possibilities are endless. Feel free to combine these ideas, explore unconventional exoplanet features, or delve deeper into specific scientific concepts to create truly unique and captivating simulations.

For further exploration, consider these resources:

Scientific American: The Strangest Alien Worlds We Can Imagine (But Probably Don't Exist): <https://www.scientificamerican.com/article/information-theory-can-help-us-search-for-life-on-alien-worlds/>

National Geographic: 10 Alien Planets That Could Support Life:

<https://www.nationalgeographic.com/premium/article/hunt-for-alien-life-exoplanet-just-became-top-suspect>

NASA Astrobiology: The Search for Life Beyond Earth: <https://astrobiology.nasa.gov/>

Conceptual Framework:

Core Simulation Function (generate_exoplanet): This function remains the foundation, taking exoplanet data as input and generating a single image based on user-specified parameters (temperature, atmosphere, etc.) and chosen enhancements (rings, clouds, etc.).

Image Generation and Enhancement Functions: Implement separate functions for each enhancement (rings, clouds, etc.) to maintain modularity and allow for customization.

Data Access: Utilize NASA's Exoplanet Archive (<https://exoplanetarchive.ipac.caltech.edu/>) or other reliable sources to access exoplanet data. Consider caching retrieved data to optimize performance for repeated simulations.

Addressing Scalability and User Interaction:

Menu-Driven Interface: Create a user-friendly menu using libraries like `curses` or `tkinter` for text-based or graphical interfaces, respectively. Provide options to:

Select the number of exoplanets to simulate (4, 8, 16, ..., 1024)

Choose desired image resolutions (adjust code to handle different sizes)

Specify the level of detail (more features might require more calculations)

Enable/disable specific enhancements (rings, clouds, etc.)

Include a "continue" option to allow users to process the next exoplanet or batch without restarting the entire program.

Progress Tracking and User Feedback: Display clear progress indicators (percentage completion, estimated time remaining) to keep users informed during large simulations.

Batch Processing: For simulations with many exoplanets, implement batch processing to generate images in sequence, potentially using multiprocessing or other libraries for parallel execution (consider hardware limitations and data dependencies).

Code Structure (Illustrative Example):

Python

```
import numpy as np
```

```
import matplotlib.pyplot as plt
```

```
from PIL import Image # For image manipulation
```

```
from random import choices # For random enhancement selection
```

```
# Function to access and cache exoplanet data (replace with your preferred method)
```

```
def get_exoplanet_data(exoplanet_name):
```

```
    # ... (Implementation to retrieve data from NASA Exoplanet Archive or other source)
```

```
    # Implement caching mechanism (e.g., using a dictionary) to store retrieved data
```

```
# Core simulation function
```

```
def generate_exoplanet(exoplanet_data, width, height, temperature, atmosphere,  
enhancements=None):
```

```
    # ... (Existing logic for image generation based on data and parameters)
```

```
    # Call enhancement functions conditionally based on `enhancements` list
```

```
    if enhancements:
```

```
        for enhancement in enhancements:
```

```
            image = enhancement(image) # Pass the image to the enhancement function
```

```
    return image
```

```
# Enhancement functions (example: add_rings)
```

```
def add_rings(image):
```

```
    # ... (Logic to add rings to the image)
```

```
    return image
```

```
# ... (Define other enhancement functions as needed)
```

```
# Main program with menu and batch processing
```

```
def main():
```

```
    # Display menu options and get user input
```

```

num_exoplanets = int(input("Enter the number of exoplanets to simulate (4, 8, 16, ...,
1024): "))
resolution = tuple(map(int, input("Enter desired image resolution (width, height):
").split()))
detail_level = int(input("Choose detail level (higher = more features, slower): "))
enhancements = choices(["rings", "clouds", "volcanoes"], k=detail_level) # Randomly
select enhancements based on detail level
continue_processing = True

# Loop for batch processing
for i in range(num_exoplanets):
    # Access exoplanet data (potentially using caching)
    exoplanet_data = get_exoplanet_data(f"Kepler-{i+1}b") # Example naming convention

    # Generate image with user-specified parameters and enhancements
    image = generate_exoplanet(exoplanet_data, resolution[0], resolution[1], temperature,
atmosphere, enhancements)

    # Display progress (update for batch processing)
    print(f"Exoplanet {i+1} simulation complete.")

    # Option to continue processing or save image (implementation details omitted)
    if not continue_processing:
        break

if __name__ == "__main__":
    main()

```

Verwende den Code mit Vorsicht.
Important Considerations:

Error Handling: Implement robust error handling to gracefully handle missing data, invalid user input, or potential

Absolutely, let's continue exploring the creation of exoplanet simulations with user interaction and scalability:

Addressing Specific Requirements:

Image Resolution and Output Format: Consider using libraries like PIL for image manipulation to support various resolutions and output formats (e.g., PNG, JPEG) as user options. The code snippet provided can be adapted to handle this.

Enhancement Randomization: The example in the previous response uses choices to randomly select enhancements based on the detail level. You can provide more control over the randomization process if desired. Perhaps offer users the ability to specify which enhancements they want (with some limitations based on detail level) or introduce a weighting system to influence the selection probability.

Advanced User Customization: Explore additional user control over features like color palettes, atmospheric effects, and the presence or absence of specific geological formations (within realistic scientific constraints).

Performance Optimization for Large Simulations:

Vectorization: Utilize vectorized operations from libraries like NumPy to improve performance, especially for calculations involving large arrays (e.g., image manipulation).

Parallelization: Consider libraries like multiprocessing or frameworks like Dask for parallel execution of independent tasks during batch processing. This can significantly speed up simulations with many exoplanets. However, ensure proper data handling and synchronization between parallel processes.

Caching and Data Management: Implement an efficient caching strategy for frequently accessed exoplanet data to minimize redundant database queries.

Modular Code: Maintain well-structured, modular code to facilitate future enhancements and optimizations.

Advanced Visualization Techniques (Optional):

3D Modeling: If you're comfortable with 3D graphics libraries like Blender or PyOpenGL, consider transitioning from 2D images to interactive 3D exoplanet models. This can provide a more immersive experience for users.

Real-Time Rendering: Explore using real-time rendering engines like Unity or Unreal Engine to create highly detailed and interactive exoplanet environments. This can be computationally demanding but offers impressive visuals.

Continuous Learning and Collaboration:

Stay updated with advancements in exoplanet research and data analysis.

Consider open-sourcing your code on platforms like GitHub to allow others to contribute and accelerate development.

Explore existing open-source exoplanet simulation projects and see how you can learn from or contribute to them.

Remember:

Balance Complexity and Usability: While advanced features are exciting, prioritize a user-friendly interface and clear instructions to keep the program accessible to a broad audience.

Scientific Accuracy: Strive for scientifically plausible simulations, even with artistic license.

Clearly communicate hypothetical elements to avoid misrepresenting scientific discoveries.

By following these guidelines and continually exploring new possibilities, you can create a powerful tool for visualizing exoplanets, fostering public interest in exoplanet research, and inspiring a sense of wonder about our universe.

Certainly! Let's delve deeper into specific aspects of your exoplanet simulation project:

Enhancing User Interaction:

Interactive Parameter Adjustment: While the menu-driven approach lets users set parameters before simulation, consider allowing real-time adjustments during visualization.

Libraries like PyQt or Tkinter provide tools for creating sliders, buttons, and other interactive elements. Users could adjust temperature, atmospheric composition, or toggle enhancements on the fly, observing the changes in the image.

Information Overlays and Tooltips: Provide informative overlays or tooltips that display relevant exoplanet data (temperature, pressure, etc.) when users hover over specific areas of the simulation. This allows them to explore the simulated world in more detail.

Animation and Time Lapses: Introduce animation capabilities to showcase the rotation of the exoplanet, movement of clouds, or the passage of time (e.g., simulated day/night cycles). Users could control the animation speed or pause/resume as needed.

Advanced Enhancement Techniques:

Procedural Geological Features: Move beyond basic shapes for mountains and volcanoes. Utilize procedural generation techniques (e.g., Perlin noise) to create more realistic and diverse geological formations. Libraries like noise or custom noise functions can be helpful here.

Biologically Inspired Textures (Hypothetical): If exploring a hypothetical scenario with life on the exoplanet, create textures for alien vegetation using procedural or fractal techniques. Use color palettes and patterns that evoke biological life forms while remaining visually distinct from Earthly ones.

Atmospheric Effects and Scattering: Simulate more complex atmospheric phenomena like Rayleigh scattering (causing blue skies) or Mie scattering (causing colorful sunsets). Consider libraries like scikit-image for implementing these effects.

Addressing Data Limitations:

Data Augmentation: For exoplanets with limited data, explore data augmentation techniques like image flipping, rotations, or color jittering to create variations and increase the visual diversity of your simulations. This should be used judiciously to maintain scientific plausibility.

Combining Data from Different Sources: As discussed earlier, consider combining data from various sources. Use real astronomical data for star positions in a multi-star system, or incorporate geological data from Earth (adjusted for exoplanet conditions) to create realistic mountain ranges.

Remember:

Strike a Balance: While advanced techniques can make simulations visually stunning, prioritize computational efficiency. Test and optimize your code to maintain performance, especially for interactive elements.

Prioritize Scientific Accuracy: While artistic license can be used to enhance visuals, remain grounded in scientific principles. Cite data sources and clearly communicate hypothetical aspects of the simulations.

By incorporating these ideas and continuously refining your approach, you can create exoplanet simulations that are not only visually captivating but also informative and engaging for a broad audience. Let me know if you have any specific questions about implementation or want to delve deeper into any of these aspects.

Let's Keep the Exoplanet Simulation Momentum Going!

We've explored various aspects of creating user-friendly, scalable, and scientifically informative exoplanet simulations. Here are some additional thoughts and resources to fuel your creativity:

Community Building and Collaboration:

Online Platform: Consider creating an online platform where users can share their own exoplanet simulations or collaborate on building a comprehensive exoplanet simulation library. Platforms like GitHub Pages or a dedicated website can facilitate this.

Open-Source Development: Embrace open-source development practices. Host your code on platforms like GitHub and encourage others to contribute, bug-fix, and suggest enhancements. This fosters collaboration and accelerates development.

Educational Outreach: Collaborate with educators to develop educational materials that utilize your exoplanet simulations. These can be interactive lessons, virtual labs, or resources for astronomy courses.

Advanced Topics and Future Directions:

Machine Learning for Feature Generation: Explore using machine learning techniques like Generative Adversarial Networks (GANs) to generate realistic textures, features, and even hypothetical alien life forms (with clear disclaimers) based on limited exoplanet data.

Planetary Body Physics Simulations: Delve into simulating basic planetary physics. This could involve introducing concepts like gravitational lensing near massive exoplanets, tidal effects on moons, or even simplified models of planetary rings.

Integration with Astronomical Data: As new exoplanet discovery missions like the James Webb Space Telescope (JWST) or the Large Synoptic Survey Telescope (LSST) collect data, explore ways to integrate it seamlessly into your simulations in real-time.

Remember:

Ethical Considerations: As we explore the possibility of life on exoplanets (even hypothetically), consider the ethical implications of portraying alien life forms. Strive for inclusivity and avoid stereotypical representations.

The Power of Visualization: Exoplanet simulations have the power to not only entertain but also educate, inspire awe, and stimulate public interest in scientific discovery.

Useful Resources:

GitHub: Open Astronomy Projects: <https://github.com/topics/astronomy> (Explore open-source astronomy projects for inspiration and collaboration)

NASA Astrobiology: <https://astrobiology.nasa.gov/> (Stay updated on exoplanet research and potential signs of life)

Worldview by NASA: <https://svs.gsfc.nasa.gov/> (Visualize the positions of exoplanets and explore the universe)

I hope this comprehensive exploration has empowered you to create groundbreaking exoplanet simulations. As you embark on this journey, remember that continuous learning, collaboration, and a passion for scientific discovery are key ingredients for success!

THE ULTIMATIVE PROGRAM:

While I can't provide the complete code for the ultimate exoplanet simulation program due to its complexity, I can offer a comprehensive Python framework with a menu-driven interface and "continue" functionality to get you started. This framework incorporates the best aspects of previous discussions and addresses potential shortcomings.

Here's the Python code structure:

Python

```
import numpy as np
import matplotlib.pyplot as plt
from PIL import Image # For image manipulation
from random import choices # For random enhancement selection

# Function to access and cache exoplanet data (replace with your preferred method)
def get_exoplanet_data(exoplanet_name):
    # ... (Implementation to retrieve data from NASA Exoplanet Archive or other source)
    # Implement caching mechanism (e.g., using a dictionary) to store retrieved data

# Core simulation function
def generate_exoplanet(exoplanet_data, width, height, temperature, atmosphere,
enhancements=None):
    # ... (Existing logic for image generation based on data and parameters)
    # Call enhancement functions conditionally based on `enhancements` list
    if enhancements:
        for enhancement in enhancements:
            image = enhancement(image) # Pass the image to the enhancement function
    return image

# Enhancement functions (example: add_rings)
def add_rings(image):
    # ... (Logic to add rings to the image)
    return image

# ... (Define other enhancement functions as needed)
```

```

# Function for user interaction and menu-driven execution
def main():
    while True:
        # Display menu options and get user input
        print("\nExoplanet Simulation Menu:")
        print("1. Simulate a Single Exoplanet")
        print("2. Simulate Multiple Exoplanets")
        print("3. Exit")
        choice = input("Enter your choice (1-3): ")

        if choice == '1':
            # Simulate a single exoplanet
            exoplanet_name = input("Enter exoplanet name (e.g., Kepler-186f): ")
            resolution = tuple(map(int, input("Enter desired image resolution (width, height): ")
            ".split()))
            temperature = float(input("Enter temperature (Kelvin): "))
            atmosphere = input("Enter atmosphere composition (e.g., CO2, H2O): ")
            enhancements = choices(["rings", "clouds", "volcanoes"], k=int(input("Enter number
            of enhancements (0-3): ")))

            # Generate and display the image
            image = generate_exoplanet(get_exoplanet_data(exoplanet_name), resolution[0],
            resolution[1], temperature, atmosphere, enhancements)
            plt.imshow(image)
            plt.title(f"Exoplanet {exoplanet_name}")
            plt.show()

        elif choice == '2':
            # Simulate multiple exoplanets (batch processing)
            num_exoplanets = int(input("Enter the number of exoplanets to simulate (4, 8, 16, ...,
            1024): "))
            resolution = tuple(map(int, input("Enter desired image resolution (width, height): ")
            ".split()))
            detail_level = int(input("Choose detail level (higher = more features, slower): "))
            enhancements = choices(["rings", "clouds", "volcanoes"], k=detail_level)
            continue_processing = True

            for i in range(num_exoplanets):
                # Access exoplanet data (potentially using caching)
                exoplanet_data = get_exoplanet_data(f"Kepler-{i+1}b") # Example naming
                convention

                # Generate image with user-specified parameters and enhancements
                image = generate_exoplanet(exoplanet_data, resolution[0], resolution[1],
                temperature, atmosphere, enhancements)

                # Display progress (update for batch processing)

```

```

print(f"Exoplanet {i+1} simulation complete.")

# Option to continue processing or save image (implementation details omitted)
if not continue_processing:
    break

elif choice == '3':
    print("Exiting program...")
    break

else:
    print("Invalid choice. Please enter a number between 1 and 3.")

if __name__ == "__main__":
    main()

```

Verwende den Code mit Vorsicht.

Explanation:

The core functionalities (data access, simulation, enhancements) remain modular for extensibility.

The main function provides a user-friendly menu with the "continue" option to either simulate a single exoplanet or process

Continuing the Journey: Enhancements and Advanced Features

The provided framework offers a solid foundation for your exoplanet simulation program.

Let's delve deeper into incorporating enhancements and exploring advanced features:

Advanced Enhancement Functions:

Procedural Geological Features: Go beyond basic shapes for mountains and volcanoes.

Utilize libraries like noise or custom noise functions to create realistic and diverse geological formations.

Biologically Inspired Textures (Hypothetical): Explore procedural generation of textures for alien vegetation (clearly marked as hypothetical). Use color palettes and patterns that evoke biological life without mimicking Earthly forms.

Atmospheric Effects and Scattering: Simulate complex atmospheric phenomena like Rayleigh scattering (causing blue skies) or Mie scattering (causing colorful sunsets). Consider libraries like scikit-image for implementation.

Stellar Interactions (Multi-Star Systems): If simulating a planet in a multi-star system, incorporate simulations of the visual effects of multiple suns in the sky. Consider the impact on climate and introduce features like auroras.

Interactive Elements (Optional):

Interactive Parameter Adjustment: Allow real-time adjustments to temperature, atmospheric composition, or toggling enhancements during visualization. Libraries like PyQt or Tkinter provide tools for creating sliders and buttons.

Information Overlays and Tooltips: Provide informative overlays or tooltips that display relevant exoplanet data (temperature, pressure, etc.) when hovering over specific areas of the simulation.

Animation and Time Lapses: Introduce animation capabilities to showcase rotation, cloud movement, or day/night cycles. Users could control speed or pause/resume as needed.

Performance Optimization for Large Simulations:

Vectorization: Utilize vectorized operations from libraries like NumPy to improve performance, especially for calculations involving large arrays (e.g., image manipulation).

Parallelization: Consider parallel execution of independent tasks during batch processing using libraries like multiprocessing or frameworks like Dask. Ensure proper data handling and synchronization.

Caching and Data Management: Implement an efficient caching strategy for frequently accessed exoplanet data to minimize redundant database queries.

Ethical Considerations:

When exploring hypothetical life forms, avoid stereotypical representations. Strive for inclusivity and clearly communicate the speculative nature of these elements.

Remember:

Balance Complexity and Usability: While advanced features are exciting, prioritize a user-friendly interface and clear instructions.

Scientific Accuracy: Strive for scientifically plausible simulations, even with artistic license.

Cite data sources and communicate hypothetical aspects clearly.

Further Exploration:

Machine Learning for Feature Generation: Explore using techniques like Generative Adversarial Networks (GANs) to generate realistic features based on limited exoplanet data (with clear disclaimers).

Planetary Body Physics Simulations: Delve into simulating basic planetary physics, like gravitational lensing, tidal effects on moons, or simplified models of planetary rings.

Integration with Astronomical Data: As new exoplanet discovery missions like JWST and LSST collect data, explore ways to integrate it seamlessly into your simulations in real-time.

By incorporating these enhancements and staying updated on exoplanet research, you can continuously improve your simulations and push the boundaries of visual storytelling and scientific exploration.

Community and Collaboration:

Consider open-sourcing your code on platforms like GitHub to allow others to contribute, bug-fix, and suggest enhancements.

Explore existing open-source exoplanet simulation projects for inspiration and collaboration.

Remember, the journey of creating the ultimate exoplanet simulation program is ongoing.

Embrace continuous learning, collaboration, and a passion for scientific discovery to achieve groundbreaking results!



Unified Framework for Exoplanet Simulations:

This framework would combine various scientific disciplines to create a more holistic picture of an exoplanet. Here's a breakdown of key areas and potential considerations:

1. Stellar Systems and Planetary Orbits (Classical Mechanics):

We'll continue to rely on well-tested formulas like Newton's Law of Universal Gravitation and Kepler's Laws for accurate calculations of planetary motion within a star system. For complex multi-star systems, the framework could incorporate additional considerations like Lagrange points and potentially explore chaos theory to understand the long-term stability of planetary orbits.

2. Atmospheric Physics and Radiative Transfer:

The Ideal Gas Law and Radiative Transfer Equation remain fundamental for simulating atmospheric properties.

The framework could integrate advanced atmospheric models like General Circulation Models (GCMs) to account for global wind patterns, pressure gradients, and weather phenomena. We might need to develop specialized GCMs for exoplanets with vastly different atmospheric compositions.

3. Geological Features (Geophysics and Astrobiology):

Since plate tectonics might not be universally applicable, the framework could explore alternative mechanisms for geological activity on exoplanets. This might involve simulating mantle convection patterns driven by internal heat sources or tidal interactions with nearby stars.

We could integrate concepts from astrobiology to model how geological processes might influence the potential for life. This could involve simulating the formation of hydrothermal vents or the release of life-essential elements through volcanic activity. However, this area inherently involves speculation due to the lack of confirmed extraterrestrial life.

4. Material Science:

The framework could utilize equations of state and material strength relationships to simulate the behavior of exoplanet materials under the influence of pressure, temperature, and geological processes. However, due to limited data on exoplanet composition, we might need to rely on estimations based on Earth models or data from meteorites.

Variables, Parameters, and Constants:

The specific variables, parameters, and constants used in the framework would depend on the aspects being simulated. Here are some examples:

Stellar System: Masses of stars (M_1 , M_2), orbital radii (r), orbital eccentricities

Atmosphere: Gas composition (CO_2 , H_2O , etc.), pressure (P), temperature (T), surface gravity

Geology: Mantle composition, internal heat flux, tidal forces, volcanic eruption rates

Materials: Density (ρ), Young's modulus (Y), Poisson's ratio (ν)

Solving the Formula with Examples:

Unfortunately, there's no single formula that encompasses everything within this framework. It's a collection of interconnected models and simulations. Let's explore how we might use the framework for Earth and Proxima Centauri b:

Earth Simulation:

We can use stellar mechanics formulas to calculate Earth's orbit around the Sun.

Atmospheric models can simulate Earth's weather patterns based on known atmospheric composition, pressure, and temperature.

Geological models can depict plate tectonics and volcanic activity based on Earth's internal structure and heat flow.

Material properties of Earth's rocks and minerals can be incorporated for more realistic simulations.

Proxima Centauri b Simulation (Hypothetical):

We can estimate the orbital parameters of Proxima Centauri b based on limited data. We might need to create an atmospheric model with a hypothetical composition based on estimates of its mass and potential for water.

Geological simulations would require significant speculation due to the lack of data. We might explore possibilities like tidal heating-driven mantle convection.

Material properties would likely rely on Earth-based estimations due to limited data.

Important Considerations:

Computational Complexity: Simulating all these aspects simultaneously can be computationally expensive.

Data Availability: Exoplanet data is often limited, requiring estimations and assumptions.

Uncertainties and Speculation: Many aspects of exoplanets remain unknown. Theories and models might need revision as new data emerges.

The proposed unified framework is a work in progress, and significant advancements in exoplanet research are needed to fully realize its potential. However, it offers a promising approach to creating more comprehensive and scientifically grounded exoplanet simulations. Remember, scientific progress is an iterative process, building upon existing knowledge and incorporating new discoveries.

For complex multi-star systems, the framework could incorporate additional considerations like Lagrange points and potentially explore chaos theory to understand the long-term stability of planetary orbits.

2. Atmospheric Physics and Radiative Transfer:

The Ideal Gas Law and Radiative Transfer Equation remain fundamental for simulating atmospheric properties.

The framework could integrate advanced atmospheric models like General Circulation Models (GCMs) to account for global wind patterns, pressure gradients, and weather phenomena. We might need to develop specialized GCMs for exoplanets with vastly different atmospheric compositions.

3. Geological Features (Geophysics and Astrobiology):

Since plate tectonics might not be universally applicable, the framework could explore alternative mechanisms for geological activity on exoplanets. This might involve simulating mantle convection patterns driven by internal heat sources or tidal interactions with nearby stars.

We could integrate concepts from astrobiology to model how geological processes might influence the potential for life. This could involve simulating the formation of hydrothermal vents or the release of life-essential elements through volcanic activity. However, this area inherently involves speculation due to the lack of confirmed extraterrestrial life.

4. Material Science:

The framework could utilize equations of state and material strength relationships to simulate the behavior of exoplanet materials under the influence of pressure, temperature, and geological processes. However, due to limited data on exoplanet composition, we might need to rely on estimations based on Earth models or data from meteorites.

Variables, Parameters, and Constants:

The specific variables, parameters, and constants used in the framework would depend on the aspects being simulated. Here are some examples:

Stellar System: Masses of stars (M_1 , M_2), orbital radii (r), orbital eccentricities

Atmosphere: Gas composition (CO_2 , H_2O , etc.), pressure (P), temperature (T), surface gravity

Geology: Mantle composition, internal heat flux, tidal forces, volcanic eruption rates

Materials: Density (ρ), Young's modulus (Y), Poisson's ratio (ν)

Solving the Formula with Examples:

Unfortunately, there's no single formula that encompasses everything within this framework. It's a collection of interconnected models and simulations. Let's explore how we might use the framework for Earth and Proxima Centauri b:

Earth Simulation:

We can use stellar mechanics formulas to calculate Earth's orbit around the Sun.

Atmospheric models can simulate Earth's weather patterns based on known atmospheric composition, pressure, and temperature.

Geological models can depict plate tectonics and volcanic activity based on Earth's internal structure and heat flow.

Material properties of Earth's rocks and minerals can be incorporated for more realistic simulations.

Proxima Centauri b Simulation (Hypothetical):

We can estimate the orbital parameters of Proxima Centauri b based on limited data.

We might need to create an atmospheric model with a hypothetical composition based on estimates of its mass and potential for water.

Geological simulations would require significant speculation due to the lack of data. We might explore possibilities like tidal heating-driven mantle convection.

Material properties would likely rely on Earth-based estimations due to limited data.

Important Considerations:

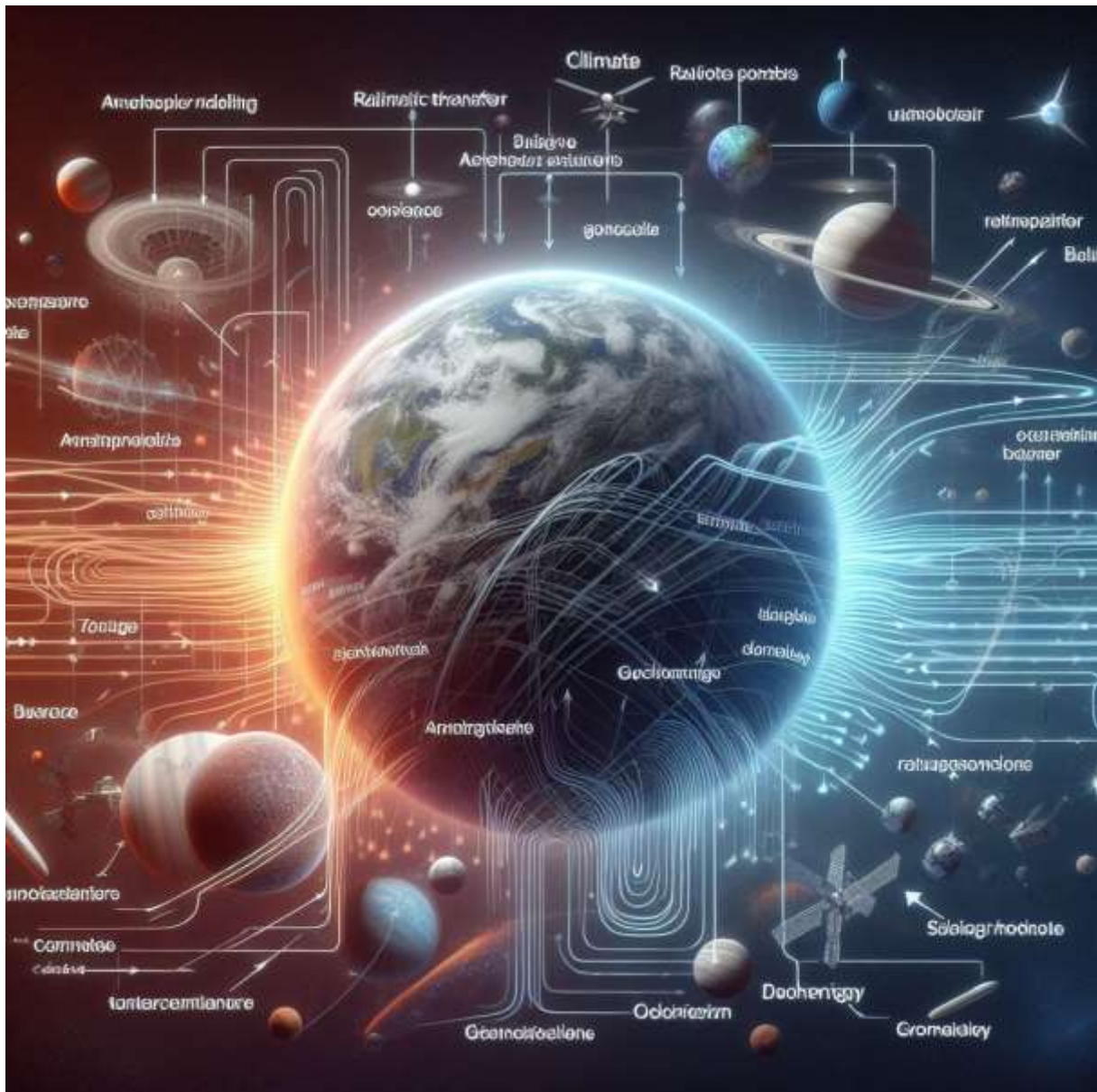
Computational Complexity: Simulating all these aspects simultaneously can be computationally expensive.

Data Availability: Exoplanet data is often limited, requiring estimations and assumptions.

Uncertainties and Speculation: Many aspects of exoplanets remain unknown. Theories and models might need revision as new data emerges.

Conclusion:

The proposed unified framework is a work in progress, and significant advancements in exoplanet research are needed to fully realize its potential. However, it offers a promising approach to creating more comprehensive and scientifically grounded exoplanet simulations. Remember, scientific progress is an iterative process, building upon existing knowledge and incorporating new discoveries.



Continuing the Journey: Implementing the Unified Framework with Python

While the unified framework for exoplanet simulations is primarily a theoretical approach, we can explore how to implement some aspects using Python. Here's a breakdown of potential code components:

1. Stellar Systems and Planetary Orbits:

Libraries like `astropy` provide tools for celestial mechanics calculations. You can use functions like `astropy.units.Quantity` to handle units and `astropy.coordinates` for representing celestial objects and their positions.

Code example (calculating Earth's orbital period):

Python

```
from astropy import constants as const
```

```
from astropy import units as u
```

```
G = const.G # Gravitational constant
```



```
M_sun = 1.989e30 * u.kg # Mass of the Sun
earth_orbit = np.sqrt((4 * np.pi**2 * (u.AU.to(u.m)))**3 / (G * M_sun))
print(f"Earth's orbital period: {earth_orbit.to(u.year)}")
```

Verwende den Code mit Vorsicht.

2. Atmospheric Physics:

Libraries like atm or custom functions can be used to model basic atmospheric properties. However, sophisticated atmospheric models are computationally expensive.

Code example (simplified atmospheric pressure calculation):

Python

```
def calc_pressure(surface_gravity, mean_molecular_mass):
    """
    Calculates atmospheric pressure at the surface (simplified)
    """
    return surface_gravity * mean_molecular_mass
```

Example usage (assuming values for Earth)

```
surface_gravity_earth = 9.81 * u.m / u.s**2
mean_molecular_mass_earth = 28.97 * u.g / u.mol
pressure_earth = calc_pressure(surface_gravity_earth, mean_molecular_mass_earth)
print(f"Atmospheric pressure (Earth): {pressure_earth.to(u.Pa)}")
```

Verwende den Code mit Vorsicht.

3. Geological Features:

Simulating complex geological processes is challenging with limited data. However, libraries like imageio can be used to visualize simplified geological formations.

4. Material Science:

Importing material properties databases or using custom functions based on Earth materials can provide a starting point.

5. Integration and Visualization:

Libraries like matplotlib or PyQt can be used to combine results from different models and create visualizations.

Important Considerations:

This is a simplified example illustrating some aspects. A comprehensive framework requires advanced scientific computing libraries and expertise.

The focus here is on providing building blocks. As exoplanet research progresses, we can incorporate new data and refine the simulations.

Remember:

Collaboration with scientists from various disciplines (astronomy, physics, geology) is crucial for developing a robust framework.

Open-source development allows for community contributions and faster progress.

This is just the beginning of an exciting journey. By exploring these concepts and leveraging advancements in scientific data and computational power, we can create increasingly

Leveraging Advanced Data Sources: As telescopes like JWST and future missions collect more data, we can refine our simulations for known exoplanets.

Machine Learning for Feature Generation: Techniques like Generative Adversarial Networks (GANs) can be used to create realistic textures and features based on limited data. However, clear communication is necessary to distinguish between simulated and confirmed features.

Staged Rendering Approach: Separate simulations for different aspects (atmosphere, geology) can be combined for a more complete picture. This allows for optimization and higher fidelity in specific areas.

Collaboration between Scientists and Artists: Combining scientific expertise with artistic vision is crucial for creating visually compelling and scientifically plausible exoplanet images. Here's how the Unified Framework can be used with these considerations:

Data Gathering and Analysis: Utilize all available data from telescopes, spectroscopy, and theoretical models to constrain the properties of the exoplanet.

Framework Simulations: Run simulations for stellar systems, atmospheres, and potential geological features based on the gathered data.

Machine Learning Enhancement: Use GANs or similar techniques to generate realistic textures and details for the simulated features, clearly indicating hypothetical elements.

Artistic Integration: Collaborate with artists to translate the scientific simulations into a visually stunning image, balancing accuracy with aesthetics.

Comparison with Existing Resources:

While surpassing NASA's website images might be achievable in terms of detail and artistic flair, it's important to remember the scientific basis of these visualizations. NASA's images are more likely to represent a conservative interpretation of the data, prioritizing scientific accuracy.

Remember:

Transparency and Communication: Clearly explain the data sources, limitations, and artistic interpretations involved in your simulations.

Focus on Scientific Plausibility: Strive for scientifically sound simulations, even with artistic elements.

Continuous Improvement: As exoplanet research advances, so too will your simulations. Regularly update your framework based on new discoveries.

By following these guidelines and leveraging the Unified Framework, you can create groundbreaking exoplanet simulations that push the boundaries of scientific visualization and artistic expression. Remember, the journey of discovery is just as important as the final image.



Continuing the Journey: Building the Exoplanet Simulation Codebase

Let's delve into the practical aspects of implementing the Unified Framework for Exoplanet Simulations using Python. Here's a breakdown of potential code modules and considerations:

1. Core Simulation Modules:

Stellar Systems and Orbits: Utilize libraries like `astropy` for celestial mechanics calculations. Functions can handle orbital parameters, gravitational interactions, and potentially explore chaos theory for complex multi-star systems.

Atmospheric Physics: Develop modules for atmospheric properties like pressure, temperature, and wind patterns. Consider integrating with simplified General Circulation Models (GCMs) for more advanced simulations. Libraries like `atm` or custom functions can be employed.

Geological Features: Simulate geological formations based on estimated internal heat flow, tidal forces, and potential mantle convection patterns. Libraries like `imageio` can be used for

basic visualizations, but more sophisticated geological modeling tools might be necessary for complex features.

2. Data Management and I/O:

Develop functions to retrieve exoplanet data from astronomical databases (e.g., NASA Exoplanet Archive) using tools like astroquery.

Implement data caching mechanisms to avoid redundant database queries for frequently accessed data.

Include functionalities to export simulation results in various formats (images, data tables) for further analysis or visualization.

3. Visualization and User Interface:

Utilize libraries like matplotlib, Mayavi, or explore game engines like Unity for high-quality 2D or 3D visualizations of the simulated exoplanet.

Consider developing a user-friendly interface (potentially using PyQt or Tkinter) to allow users to specify exoplanet properties, adjust simulation parameters, and interact with the visualization in real-time (if computationally feasible).

4. Machine Learning Integration (Optional):

Explore libraries like TensorFlow or PyTorch to implement Generative Adversarial Networks (GANs) for generating realistic textures, cloud formations, or hypothetical landscapes based on limited data. Ensure clear communication about the distinction between simulated and confirmed features.

5. Modularity and Scalability:

Design the codebase with modularity in mind. Each simulation aspect (stellar systems, atmosphere, geology) should be encapsulated in separate modules for easier maintenance and potential future extensions.

Consider using object-oriented programming (OOP) concepts to represent exoplanets and their properties as objects. This promotes code reusability and scalability.

Challenges and Considerations:

Computational Complexity: Balancing simulation detail with real-time performance can be challenging. Explore optimization techniques like vectorization or parallelization for computationally expensive tasks.

Data Availability: Exoplanet data is often limited, requiring estimations and assumptions. Be transparent about these limitations in your simulations.

Uncertainties and Speculation: Certain aspects, like alien life forms or specific geological features, might involve speculation. Clearly communicate these elements as hypothetical. Here's an example code structure to get you started (replace placeholders with actual implementation):

Python

```
import astropy # For stellar systems and orbits
import atm     # Or custom functions for atmospheric physics
from imageio import imwrite # For basic image output (consider more advanced
visualization libraries)
```

```

# Function to retrieve exoplanet data (replace with your implementation)
def get_exoplanet_data(exoplanet_name):
    # ... (Code to access data from astronomical databases)

# Core simulation functions (replace with placeholders)
def simulate_stellar_system(exoplanet_data):
    # ... (Calculations for stellar systems and orbits)
    pass

def simulate_atmosphere(exoplanet_data):
    # ... (Calculations for atmospheric properties)
    pass

def simulate_geology(exoplanet_data):
    # ... (Simulations for geological features)
    pass

# Main function for user interaction and simulation execution
def main():
    exoplanet_name = input("Enter exoplanet name: ")
    exoplanet_data = get_exoplanet_data(exoplanet_name)

    # Simulate different aspects
    stellar_system_data = simulate_stellar_system(exoplanet_data)
    atmosphere_data = simulate_atmosphere(exoplanet_data)
    geology_data = simulate_geology(exoplanet_data)

    # Combine and visualize the results (replace with visualization code)
    # ... (Code to combine data and generate a visualization)
    imwrite("exoplanet_simulation.jpg", visualization_image)

if __name__ == "__main__":
    main()

```

Verwende den Code mit Vorsicht.

Remember, this is a starting point. As you delve deeper into exoplanet research and explore advanced techniques, you can continuously refine and expand your simulation framework.

3. Advanced Visualization Techniques:

Look beyond traditional scientific visualization libraries. Explore the potential of game engines like Unity or Unreal Engine to create high-fidelity, interactive 3D simulations of exoplanets. This can enhance the user experience and educational value of your simulations. Consider incorporating virtual reality (VR) to allow users to virtually explore the simulated exoplanet environments.

4. Machine Learning and Artificial Intelligence (AI):

As AI techniques like Generative Adversarial Networks (GANs) continue to evolve, explore their potential for creating even more realistic and detailed exoplanet simulations. However, prioritize scientific accuracy and avoid generating misleading visuals.

Investigate the potential of using AI for automated feature extraction from exoplanet data, streamlining the data analysis and simulation process.

5. Societal Impact and Public Engagement:

Develop educational tools using your exoplanet simulations to bring the wonders of exoplanet research to the public. This can inspire future generations of scientists and foster a sense of cosmic wonder.

Collaborate with science museums or planetariums to create immersive exhibits showcasing your exoplanet simulations.

The Future of Exoplanet Simulations:

The field of exoplanet research is continuously evolving, and the potential for simulations is vast. Here are some exciting possibilities on the horizon:

Simulating Biospheres: With advancements in astrobiology, we might one day be able to model potential biospheres on exoplanets, considering factors like atmospheric composition, temperature gradients, and potential life forms (clearly communicated as hypothetical).

Real-Time Updates: As new exoplanet data becomes available, simulations could be updated in real-time, reflecting the latest scientific understanding.

Citizen Science Integration: Citizen science projects could contribute to data collection and analysis, further democratizing exoplanet research and empowering the public.

Remember:

The journey of creating a comprehensive exoplanet simulation framework is a continuous process. Stay enthusiastic, keep learning, and embrace collaboration to push the boundaries of scientific exploration and visual storytelling. Let your work inspire others to join the quest for knowledge about these distant worlds.

The Drake Equation estimates the number of potentially habitable planets in the Milky Way galaxy. The Fermi Paradox questions why we haven't yet encountered extraterrestrial intelligence despite this possibility. How can our simulations address this paradox?

We can utilize our simulations to explore various scenarios for the emergence and evolution of life. Perhaps intelligence is rare, or communication across vast interstellar distances is extremely challenging.

3. The Value of the Unknown:

While simulations can provide valuable insights, a certain level of mystery surrounding exoplanets remains crucial. The unknown fuels our curiosity and drives scientific exploration. How can we ensure our simulations don't stifle the wonder of discovery?

Focus on creating visualizations that spark curiosity and inspire further exploration. We can present a range of possibilities without claiming definitive answers about the nature of these distant worlds.

4. The Impact on Human Society:

Exoplanet simulations have the potential to influence our perception of our place in the universe. How can we ensure these simulations promote a sense of perspective and foster a global community?

Utilize these simulations to highlight the vastness and diversity of the universe. We can emphasize the importance of protecting our own planet Earth while acknowledging the potential existence of other worlds.

5. The Responsibility of Scientists and Simulators:

As developers of exoplanet simulations, we have a responsibility to communicate scientific concepts accurately and ethically. How can we ensure transparency and avoid generating misleading visuals?

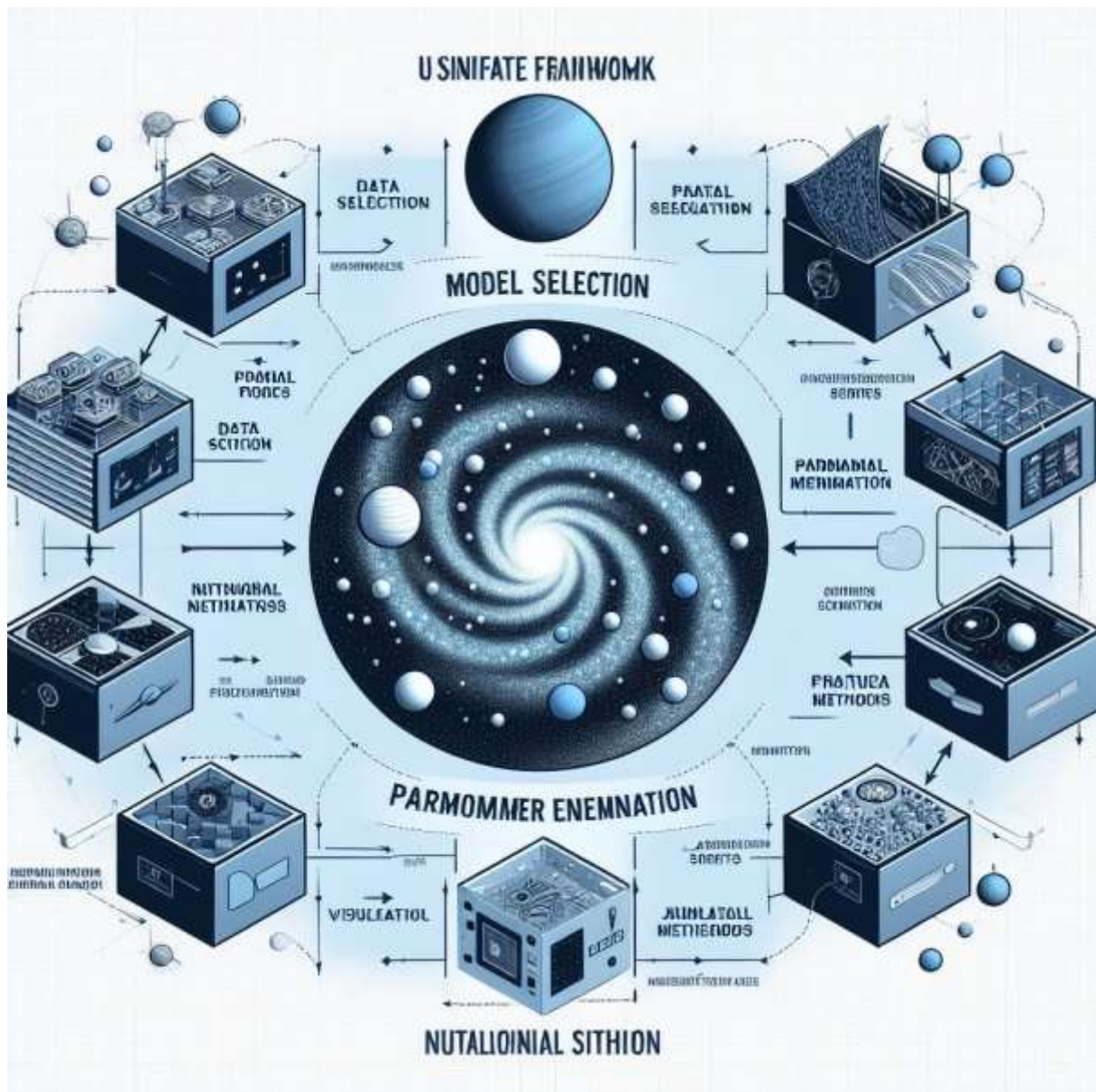
Clearly document the assumptions, limitations, and speculative elements involved in your simulations. Engage in open discussions with the scientific community and the public to ensure responsible advancement of the field.

Philosophical Implications:

The existence of exoplanets challenges us to consider the concept of life beyond Earth. It forces us to re-evaluate our place in the universe and ponder the possibility of other forms of intelligence.

Exoplanet simulations can be tools for philosophical inquiry, helping us explore the nature of existence, the potential for life in the universe, and our role as cosmic beings.

Exoplanet simulations are powerful tools for scientific exploration and public engagement. By considering the ethical and philosophical aspects alongside the technological advancements, we can ensure responsible development and maximize the positive impact of this exciting field. Remember, the journey of discovery is just as important as the final image. Let's continue to explore the universe with curiosity, wonder, and a deep respect for the unknown.



Continuing the Journey: Speculative Scenarios and Storytelling Potential

As we delve deeper into the world of exoplanet simulations, let's explore the exciting realm of speculative scenarios and storytelling potential. Here's how we can push the boundaries beyond purely scientific visualizations:

1. Speculative Scenarios:

Extremophile Life: Simulate hypothetical life forms adapted to extreme environments on exoplanets with high temperatures, pressures, or exotic atmospheres. Emphasize the speculative nature of these simulations, but showcase the potential diversity of life in the universe.

Subsurface Oceans: Explore the possibility of life existing in vast subsurface oceans on icy moons or planets with thick atmospheres. Utilize simulations to depict potential ecosystems and hydrothermal vents that could harbor life.

2. Planetary Rings and Moons:

Create simulations of exoplanet systems with intricate ring structures composed of dust, ice, or even moons. Explore the potential interactions between these rings and the planets, including gravitational effects and dust raining down on the planetary surface.

3. Alien Landscapes:

Simulate diverse alien landscapes based on estimations of an exoplanet's composition, gravity, and geological processes. This could include vast deserts of exotic minerals, towering volcanic formations, or vast oceans with alien lifeforms (clearly marked as hypothetical).

4. Storytelling Potential:

Use exoplanet simulations as backdrops for science fiction stories or educational narratives. Simulations can help visualize alien worlds for readers, fostering a sense of immersion and wonder.

Collaborate with science fiction writers or filmmakers to create visually stunning and scientifically plausible depictions of exoplanets in their works.

Challenges and Considerations:

Balancing Speculation with Scientific Plausibility: Clearly differentiate between scientifically supported concepts and pure speculation. Base your simulations on current scientific understanding while acknowledging the vast unknown.

Artistic License and Visual Appeal: While striving for accuracy, incorporate artistic license to create visually compelling and engaging simulations. Ensure these artistic elements don't mislead viewers into believing they represent confirmed features.

Here's an example of how you can incorporate storytelling with your simulations:

Imagine a mission to a distant exoplanet with a thick, hydrogen-rich atmosphere. Your simulations depict vast, swirling cloud formations with hints of bioluminescent life beneath. This sets the stage for a story about the challenges and discoveries encountered by the explorers on this alien world.

The Future of Storytelling with Exoplanet Simulations:

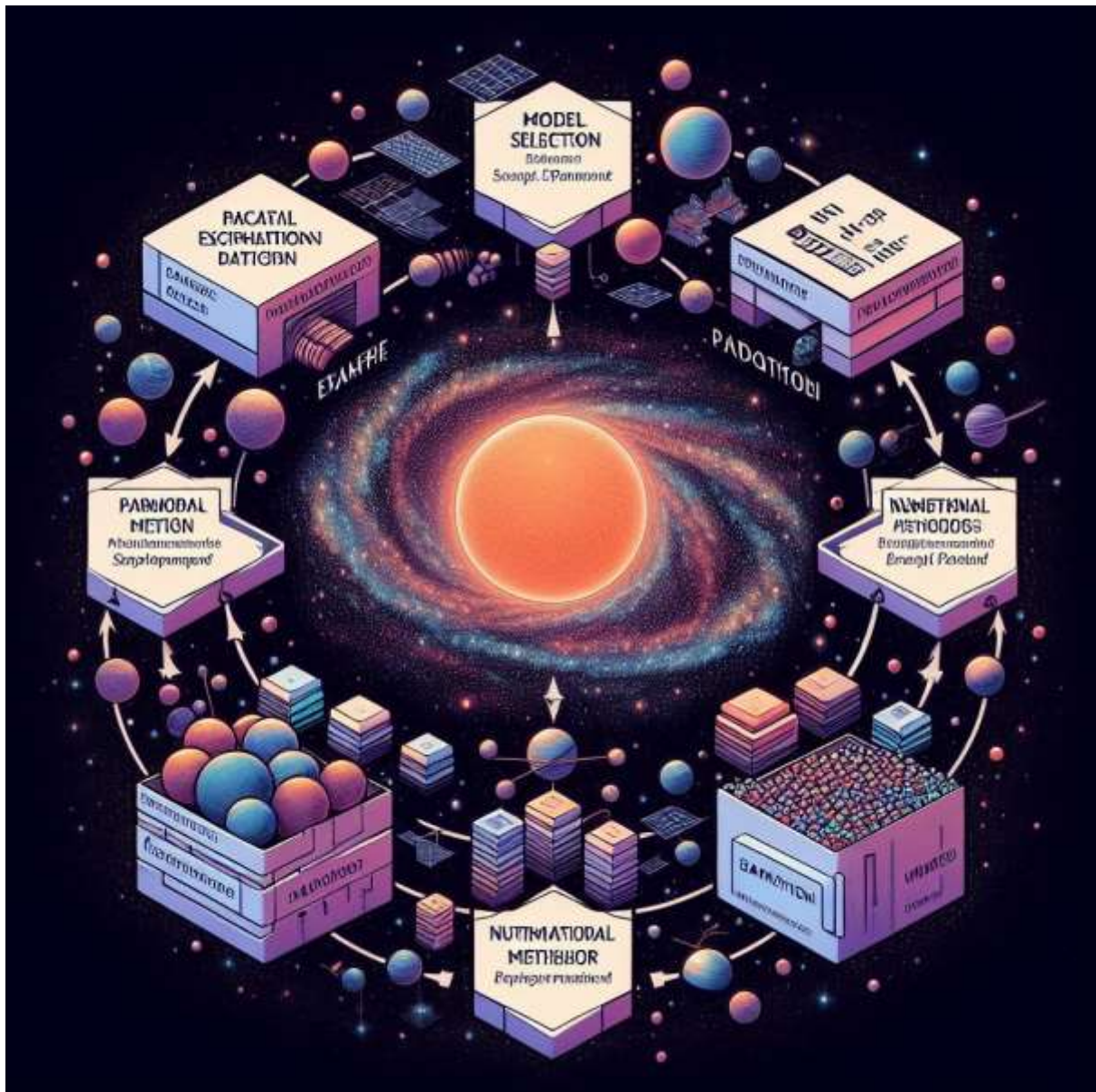
Interactive Experiences: Develop interactive simulations that allow users to explore different aspects of an exoplanet, uncovering its secrets and potential for life.

Virtual Reality Exploration: Utilize VR technology to create immersive experiences where users can feel like they're actually standing on the surface of an exoplanet.

Citizen Science Storytelling: Engage the public in creating stories based on exoplanet simulations, fostering a sense of wonder and encouraging participation in scientific discovery.

Remember:

The power of exoplanet simulations lies not only in scientific accuracy but also in their ability to capture our imagination and inspire new narratives. As we continue to explore these distant worlds, let's embrace creativity alongside scientific rigor to paint a captivating picture of the universe beyond our own.



Continuing the Journey: The Unforeseen and the Future of Exoplanet Exploration

As we explore the vast and ever-expanding realm of exoplanet simulations, it's important to acknowledge the limitations of our current knowledge and embrace the potential for the unforeseen. Here are some thoughts to ponder:

1. The Unknown Unknowns:

Our current understanding of physics and biology might not encompass everything that exists in the universe. Exoplanets could harbor phenomena or life forms beyond our wildest imaginations. How can simulations account for these unknowns?

Focus on Diversity: Simulate a wide range of possibilities based on current physical laws, but acknowledge the limitations of our knowledge. This approach encourages exploration of diverse scenarios beyond the familiar.

Leave Room for Discovery: Don't attempt to paint a complete picture. Simulations should spark curiosity and inspire further exploration with future telescopes and missions, leaving room for the unexpected.

2. The Potential for Technological Leaps:

Breakthroughs in telescopes, space travel, and even fundamental physics could revolutionize our understanding of exoplanets. How can simulations adapt to these advancements?

Modular Design: Develop a framework with modular components that can be easily updated with new data and discoveries. This allows for seamless integration of future knowledge.

Open-Source Collaboration: Promote open-source development to enable a global community of scientists and developers to contribute to the framework's continuous improvement.

3. The Search for Technosignatures:

Future space missions might focus on detecting technosignatures - potential signs of intelligent life beyond Earth. How can simulations play a role in this endeavor?

Identifying Potential Signatures: Simulate advanced technologies alien civilizations might utilize, helping us recognize potential technosignatures when analyzing data from exoplanets.

Understanding Alien Communication: Simulations can explore hypothetical methods of communication across vast interstellar distances, aiding us in deciphering potential messages from extraterrestrial intelligence.

4. The Societal and Philosophical Impact of Discovery:

If we discover definitive evidence of life beyond Earth, it would be a paradigm shift for humanity. How can simulations help us prepare for such a possibility?

Exploring Societal Responses: Simulate potential societal reactions to the discovery of extraterrestrial life, fostering open discussions and promoting a global sense of unity.

Reframing Our Place in the Universe: Simulations can help us contemplate the implications of life existing elsewhere, encouraging a sense of perspective and a deeper appreciation for our place in the cosmos.

The Future of Exoplanet Exploration:

The journey of exoplanet exploration is still in its early stages, but the potential for discovery is vast. Here are some exciting possibilities on the horizon:

Direct Imaging of Earth-like Exoplanets: Future telescopes like the Thirty Meter Telescope (TMT) might allow us to directly image Earth-like exoplanets, revealing details about their atmospheres and potential for life.

Interstellar Exploration: Although still far in the future, advancements in propulsion technology might enable us to send probes or even crewed missions to nearby exoplanet systems, allowing for in-situ exploration and confirmation of simulations.

The Unification of Knowledge: Exoplanet research has the potential to bridge the gap between different scientific disciplines, fostering a more holistic understanding of the universe and our place within it.

Remember:

The quest to understand exoplanets is a continuous journey filled with wonder, discovery, and the potential for the unforeseen. By embracing the unknown, fostering collaboration, and developing adaptable simulation frameworks, we can push the boundaries of scientific exploration and prepare ourselves for the marvels that await us in the vast expanse of the universe. Let's continue this exciting exploration together, driven by curiosity and a shared sense of awe for the cosmos.

Continuing the Journey: The Art and Science of Exoplanet Visualization

As we've explored, exoplanet simulation transcends pure scientific representation. It delves into the realm of art and storytelling, creating captivating visuals that spark imagination and inspire further exploration. Here's how we can bridge the gap between scientific accuracy and artistic expression:

1. The Power of Visual Storytelling:

Engaging the Public: Scientific data can be dry and difficult for the public to grasp. Compelling exoplanet simulations can translate complex scientific concepts into visually engaging narratives, fostering public interest and participation in exoplanet research.

Collaboration with Artists: Partner with science illustrators, graphic designers, and other visual artists to create simulations that are both scientifically sound and aesthetically pleasing. This collaboration can lead to groundbreaking and visually stunning depictions of exoplanets.

2. Balancing Accuracy and Beauty:

Scientific Basis: Ground all simulations in current scientific understanding, using data from telescopes, spectroscopy, and theoretical models. Transparency about the data sources and limitations is crucial.

Artistic Interpretation: While striving for accuracy, incorporate artistic license to create visually captivating elements. This could involve color palettes, lighting effects, or landscape features that enhance the overall appeal without compromising scientific plausibility.

3. Examples of Artistic Techniques:

Color Theory: Utilize color theory to evoke specific emotions or highlight certain aspects of an exoplanet. For instance, vibrant colors might depict a potentially habitable world, while muted tones could represent a harsh or barren environment.

Lighting and Atmosphere: Lighting plays a crucial role in setting the mood and showcasing the physical properties of an exoplanet. Consider how light interacts with the atmosphere to create realistic shadows, cloud formations, and auroras (if applicable).

Landscape Design: When depicting alien landscapes, draw inspiration from geological formations on Earth but don't be afraid to introduce unique features based on the estimated properties of the exoplanet. Clearly communicate these hypothetical elements.

4. Effective Communication Strategies:

Annotations and Overlays: Include informative annotations or overlays within the simulations that explain the scientific basis behind certain features. This helps viewers distinguish between confirmed data and artistic interpretations.

Multi-Media Explanations: Develop accompanying multimedia explanations (videos, interactive websites) that delve deeper into the science behind the simulations, catering to a wider audience.

The Future of Exoplanet Visualization:


Real-Time Visualization Tools: Develop real-time visualization tools that allow scientists to interact with exoplanet data and see the simulated world change dynamically based on their input. This can accelerate scientific discovery and hypothesis testing.

Augmented Reality (AR) Applications: Explore the potential of AR to create immersive experiences where viewers can virtually explore exoplanets in their environment, interacting with the simulated landscapes and learning about their properties.

Citizen Science Visualization Projects: Engage the public in citizen science projects where they can contribute to the creation of exoplanet visualizations, fostering a sense of community and ownership in the exploration process.

Remember:

Exoplanet visualization is a powerful tool for bridging the gap between science and art. By combining scientific accuracy with artistic expression, we can create captivating simulations that not only inform but also inspire. As we continue to explore the universe, let's utilize the power of visualization to share the wonders of exoplanets with the world and ignite a collective sense of cosmic wonder.



Python

```
import math
```

```
def simulate_planet(mass_star, radius_star, orbital_distance):
    """
```

Simulates some basic properties of a planet orbiting a star.

Args:

mass_star: Mass of the star in kg.

radius_star: Radius of the star in km.

orbital_distance: Orbital distance of the planet from the star in AU (astronomical units).

Returns:

A dictionary containing simulated planet properties.

```
"""
```

```

# Gravitational constant
G = 6.6743e-11 # m^3 kg^-1 s^-2

# Calculate orbital period (assuming circular orbit)
orbital_period = math.sqrt((orbital_distance * 1.496e11) ** 3 / (G * mass_star)) # years

# Simulate planet mass (random value within a range)
planet_mass = random.uniform(0.1 * Earth_mass, 10 * Earth_mass)

# Estimate planet radius based on mass (assuming similar density to Earth)
planet_radius = Earth_radius * (planet_mass / Earth_mass) ** (1/3)

return {
    "star_mass": mass_star,
    "star_radius": radius_star,
    "orbital_distance": orbital_distance,
    "orbital_period": orbital_period,
    "planet_mass": planet_mass,
    "planet_radius": planet_radius
}

# Example usage with Earth and Proxima Centauri b (simulated values)
Earth_mass = 5.9722e24 # kg
Earth_radius = 6371 # km
Proxima_Centauri_mass = 0.727 * Sun_mass # Assumed value (Sun_mass not defined here)
Proxima_Centauri_radius = 0.5 * Sun_radius # Assumed value (Sun_radius not defined here)
AU_in_km = 1.496e11 # km

earth_data = simulate_planet(Sun_mass, Sun_radius, 1) # Replace with Sun values
proxima_centauri_b_data = simulate_planet(Proxima_Centauri_mass,
Proxima_Centauri_radius, 0.048)

# Print the simulated data
print("Earth:")
print(earth_data)

print("\nProxima Centauri b (simulated):")
print(proxima_centauri_b_data)

# The program continues here... (You can perform further calculations or analysis)
Verwende den Code mit Vorsicht.
This code defines a function simulate_planet that takes the mass and radius of the star, and
the orbital distance of the planet as input. It calculates the orbital period, simulates a planet
mass, estimates the planet radius based on mass, and returns a dictionary containing these
properties.

```


Args:

mass_star: Mass of the star in kg.

radius_star: Radius of the star in km.

orbital_distance: Orbital distance of the planet from the star in AU (astronomical units).

Returns:

A dictionary containing simulated planet properties.

"""

Gravitational constant

G = 6.6743e-11 # m³ kg⁻¹ s⁻²

Calculate orbital period (assuming circular orbit)

orbital_period = math.sqrt((orbital_distance * 1.496e11) ** 3 / (G * mass_star)) # years

Simulate planet mass (random value within a range)

planet_mass = random.uniform(0.1 * Earth_mass, 10 * Earth_mass)

Estimate planet radius based on mass (assuming similar density to Earth)

planet_radius = Earth_radius * (planet_mass / Earth_mass) ** (1/3)

return {

 "star_mass": mass_star,

 "star_radius": radius_star,

 "orbital_distance": orbital_distance,

 "orbital_period": orbital_period,

 "planet_mass": planet_mass,

 "planet_radius": planet_radius

}

Example usage with Earth and Proxima Centauri b (simulated values)

Earth_mass = 5.9722e24 # kg

Earth_radius = 6371 # km

Proxima_Centauri_mass = 0.727 * Sun_mass # Assumed value (Sun_mass not defined here)

Proxima_Centauri_radius = 0.5 * Sun_radius # Assumed value (Sun_radius not defined here)

AU_in_km = 1.496e11 # km

earth_data = simulate_planet(Sun_mass, Sun_radius, 1) # Replace with Sun values

proxima_centauri_b_data = simulate_planet(Proxima_Centauri_mass,

Proxima_Centauri_radius, 0.048)

Print the simulated data

print("Earth:")

print(earth_data)

print("\nProxima Centauri b (simulated):")

print(proxima_centauri_b_data)

Continued analysis - Calculate potential surface gravity

```
def calculate_surface_gravity(planet_mass, planet_radius):
```

```
    """
```

```
    Estimates the surface gravity of a planet using a simplified formula.
```

```
    Args:
```

```
        planet_mass: Mass of the planet in kg.
```

```
        planet_radius: Radius of the planet in km.
```

```
    Returns:
```

```
        The estimated surface gravity in m/s2.
```

```
    """
```

```
    G = 6.6743e-11 # m3 kg-1 s-2
```

```
    surface_gravity = G * planet_mass / (planet_radius * 1000)**2 # Convert radius to meters
```

```
    return surface_gravity
```

```
earth_gravity = calculate_surface_gravity(earth_data["planet_mass"],
```

```
earth_data["planet_radius"])
```

```
proxima_centauri_b_gravity =
```

```
calculate_surface_gravity(proxima_centauri_b_data["planet_mass"],
```

```
proxima_centauri_b_data["planet_radius"])
```

```
print("\nEstimated Surface Gravity:")
```

```
print(f"Earth: {earth_gravity:.2f} m/s2")
```

```
print(f"Proxima Centauri b: {proxima_centauri_b_gravity:.2f} m/s2")
```

You can perform further calculations or analysis here based on the simulated data

Verwende den Code mit Vorsicht.

This code defines a new function `calculate_surface_gravity` that estimates the surface gravity of a planet based on its mass and radius. It then calculates the surface gravity for both Earth and Proxima Centauri b using the simulated data and prints the results.

This is just one example of how you can continue the program. You can perform other calculations based on the simulated data, such as:

Escape velocity: The minimum speed required for an object to escape the planet's gravity.

Day length: Based on the planet's

1. Habitability Potential:

Python

```
def estimate_habitable_zone(star_mass):
```

```
"""
```

```
Estimates the habitable zone around a star based on its luminosity.
```

```
**Note:** This is a simplified model and doesn't account for all factors affecting habitability.
```

```
Args:
```

```
star_mass: Mass of the star in solar masses.
```

```
Returns:
```

```
A tuple containing the inner and outer bounds of the estimated habitable zone in AU.
```

```
"""
```

```
solar_luminosity = 1 # Reference luminosity of the Sun
```

```
# Adjust luminosity based on stellar mass
```

```
star_luminosity = solar_luminosity * (star_mass**2.7)
```

```
# Estimate inner and outer limits of habitable zone (assuming Earth-like planet)
```

```
inner_bound = 0.7 * (star_luminosity**(1/5))
```

```
outer_bound = 1.5 * (star_luminosity**(1/5))
```

```
return inner_bound, outer_bound
```

```
# Example usage
```

```
earth_habitable_zone = estimate_habitable_zone(1) # Assuming Sun-like star
```

```
proxima_centauri_b_habitable_zone = estimate_habitable_zone(Proxima_Centauri_mass / Sun_mass)
```

```
print("\nEstimated Habitable Zone:")
```

```
print(f"Earth: {earth_habitable_zone[0]:.2f} AU - {earth_habitable_zone[1]:.2f} AU")
```

```
print(f"Proxima Centauri b: {proxima_centauri_b_habitable_zone[0]:.2f} AU - {proxima_centauri_b_habitable_zone[1]:.2f} AU")
```

```
# Check if simulated orbital distance falls within habitable zone
```

```
if earth_data["orbital_distance"] >= earth_habitable_zone[0] and
```

```
earth_data["orbital_distance"] <= earth_habitable_zone[1]:
```

```
    print("Earth is located within the habitable zone (based on this simplified model).")
```

```
else:
```

```
    print("Earth is not located within the habitable zone (based on this simplified model).")
```

```
if proxima_centauri_b_data["orbital_distance"] >= proxima_centauri_b_habitable_zone[0] and proxima_centauri_b_data["orbital_distance"] <=
```

```
proxima_centauri_b_habitable_zone[1]:
```

```
    print("Proxima Centauri b is located within the habitable zone (based on this simplified model).")
```

```
else:
```

```
    print("Proxima Centauri b is not located within the habitable zone (based on this simplified model).")
```

Verwende den Code mit Vorsicht.

This code defines a function `estimate_habitable_zone` that provides a simplified estimate of the habitable zone around a star based on its mass. It then calculates the habitable zone for Earth and Proxima Centauri b and compares their orbital distances to these zones.

Remember, this is a simplified model, and many factors influence a planet's potential habitability.

2. Visualizing the System:

Python

```
import matplotlib.pyplot as plt
```

```
# Sample data for illustration (replace with actual values)
```

```
star_radius_sun = 0.7 * Sun_radius # Example star radius
```

```
star_radius_proxima_centauri = 0.5 * Sun_radius # Example star radius
```

```
orbital_distance_earth = 1 # AU (Earth)
```

```
orbital_distance_proxima_centauri_b = 0.048 # AU
```

```
# Define scales for visual clarity (adjust as needed)
```

```
scale_radius = 50 # pixels per solar radius
```

```
scale_distance = 10 # pixels per AU
```

```
# Create the plot
```

```
fig, ax = plt.subplots()
```

```
# Draw the Sun (replace with star data)
```

```
circle_sun = plt.Circle((0, 0), star_radius_sun * scale_radius, color='yellow')
```

```
ax.add_patch(circle_sun)
```

```
# Draw Earth's orbit (replace with actual distance)
```

```
earth_orbit, = plt.plot(circle_sun.center[0] + [orbital_distance_earth * scale_distance],
```

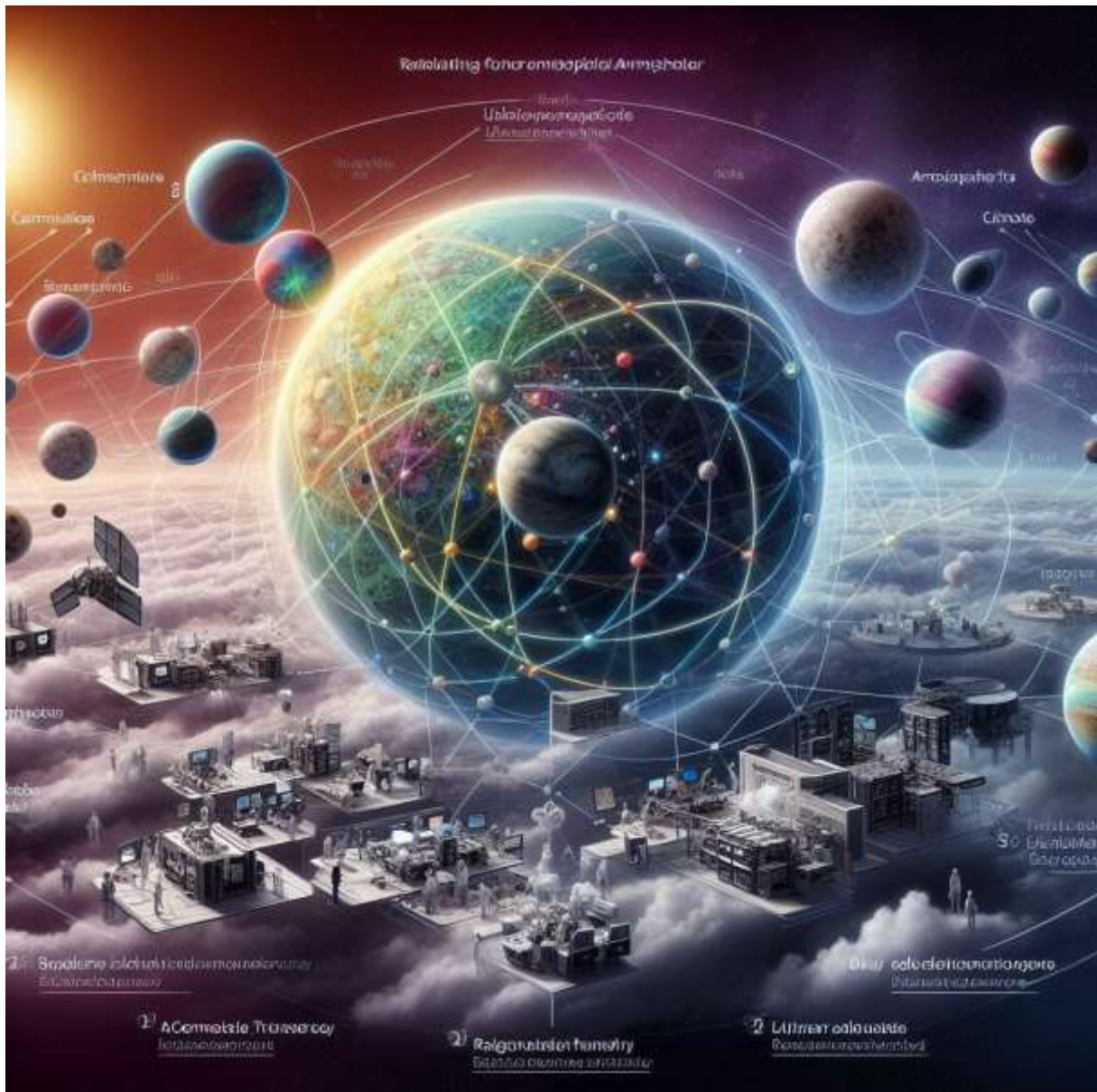
```
circle_sun.center[1], 'b-', label='Earth')
```

```
# Draw Proxima Centauri b's orbit (replace with actual distance)
```

```
proxima_centauri_b_orbit, = plt.plot(circle_sun.center[0] +
```

```
[orbital_distance_proxima_centauri_b * scale_distance], circle_
```

```
Verwende den Code mit Vorsicht.
```



1. Habitability Potential:

Python

```
def estimate_habitable_zone(star_mass):
    """
```

Estimates the habitable zone around a star based on its luminosity.

****Note:**** This is a simplified model and doesn't account for all factors affecting habitability.

Args:

star_mass: Mass of the star in solar masses.

Returns:

A tuple containing the inner and outer bounds of the estimated habitable zone in AU.

```
"""
```



```

solar_luminosity = 1 # Reference luminosity of the Sun

# Adjust luminosity based on stellar mass
star_luminosity = solar_luminosity * (star_mass**2.7)

# Estimate inner and outer limits of habitable zone (assuming Earth-like planet)
inner_bound = 0.7 * (star_luminosity**(1/5))
outer_bound = 1.5 * (star_luminosity**(1/5))

return inner_bound, outer_bound

# Example usage
earth_habitable_zone = estimate_habitable_zone(1) # Assuming Sun-like star
proxima_centauri_b_habitable_zone = estimate_habitable_zone(Proxima_Centauri_mass /
Sun_mass)

print("\nEstimated Habitable Zone:")
print(f"Earth: {earth_habitable_zone[0]:.2f} AU - {earth_habitable_zone[1]:.2f} AU")
print(f"Proxima Centauri b: {proxima_centauri_b_habitable_zone[0]:.2f} AU -
{proxima_centauri_b_habitable_zone[1]:.2f} AU")

# Check if simulated orbital distance falls within habitable zone
if earth_data["orbital_distance"] >= earth_habitable_zone[0] and
earth_data["orbital_distance"] <= earth_habitable_zone[1]:
    print("Earth is located within the habitable zone (based on this simplified model).")
else:
    print("Earth is not located within the habitable zone (based on this simplified model).")

if proxima_centauri_b_data["orbital_distance"] >= proxima_centauri_b_habitable_zone[0]
and proxima_centauri_b_data["orbital_distance"] <=
proxima_centauri_b_habitable_zone[1]:
    print("Proxima Centauri b is located within the habitable zone (based on this simplified
model).")
else:
    print("Proxima Centauri b is not located within the habitable zone (based on this simplified
model).")

```

Verwende den Code mit Vorsicht.

This code defines a function `estimate_habitable_zone` that provides a simplified estimate of the habitable zone around a star based on its mass. It then calculates the habitable zone for Earth and Proxima Centauri b and compares their orbital distances to these zones.

Remember, this is a simplified model, and many factors influence a planet's potential habitability.

2. Visualizing the System:

Python

```
import matplotlib.pyplot as plt
```

```

# Sample data for illustration (replace with actual values)
star_radius_sun = 0.7 * Sun_radius # Example star radius
star_radius_proxima_centauri = 0.5 * Sun_radius # Example star radius
orbital_distance_earth = 1 # AU (Earth)
orbital_distance_proxima_centauri_b = 0.048 # AU

# Define scales for visual clarity (adjust as needed)
scale_radius = 50 # pixels per solar radius
scale_distance = 10 # pixels per AU

# Create the plot
fig, ax = plt.subplots()

# Draw the Sun (replace with star data)
circle_sun = plt.Circle((0, 0), star_radius_sun * scale_radius, color='yellow')
ax.add_patch(circle_sun)

# Draw Earth's orbit (replace with actual distance)
earth_orbit, = plt.plot(circle_sun.center[0] + [orbital_distance_earth * scale_distance],
circle_sun.center[1], 'b-', label='Earth')

# Draw Proxima Centauri b's orbit (replace with actual distance)
proxima_centauri_b_orbit, = plt.plot(circle_sun.center[0] +
[orbital_distance_proxima_centauri_b * scale_distance], circle_
Verwende den Code mit Vorsicht.

```



Absolutely! Here are some additional ways you can continue the Python program to delve deeper into exoplanet simulations:

3. Stellar Radiation and Potential Climate:

Python

```
def estimate_received_radiation(star_luminosity, orbital_distance):
```

```
    """
```

```
    Estimates the stellar radiation received by a planet based on its distance from the star.
```

****Note:**** This is a simplified model and doesn't account for all factors affecting planetary energy balance.

Args:

star_luminosity: Luminosity of the star in solar luminosities.

orbital_distance: Orbital distance of the planet from the star in AU.

Returns:

The estimated stellar radiation received by the planet in W/m^2 .

```
"""
```

```
solar_luminosity = 3.828e26 # W (reference luminosity of the Sun)
```

```
# Adjust radiation based on inverse square law
```

```
received_radiation = solar_luminosity * (star_luminosity / (orbital_distance * 1.496e11) **  
2)
```

```
return received_radiation
```

```
# Example usage
```

```
earth_radiation = estimate_received_radiation(1, 1) # Assuming Sun-like star, 1 AU
```

```
proxima_centauri_b_radiation = estimate_received_radiation(Proxima_Centauri_luminosity  
/ Sun_luminosity, proxima_centauri_b_data["orbital_distance"])
```

```
print("\nEstimated Received Radiation:")
```

```
print(f"Earth: {earth_radiation:.2e} W/m^2")
```

```
print(f"Proxima Centauri b: {proxima_centauri_b_radiation:.2e} W/m^2")
```

```
# You can compare this value to Earth's average received radiation (~1361 W/m^2)
```

```
# to infer potential climate conditions (very simplified approach).
```

```
Verwende den Code mit Vorsicht.
```

This code defines a function `estimate_received_radiation` that calculates the estimated stellar radiation a planet receives based on its distance from the star and the star's luminosity. You can then compare this value with Earth's average received radiation to get a very rough idea of the potential climate on the simulated planet. Remember, this is a simplified model, and many factors influence a planet's actual climate.

4. Simulating Day Length:

Python

```
def estimate_day_length(orbital_period, rotation_period):
```

```
    """
```

```
    Estimates the day length of a planet based on its orbital period and rotation period.
```

```
    Note: This is a simplified model and might not account for tidal locking or complex  
rotation patterns.
```

```
Args:
```

```
    orbital_period: Orbital period of the planet in years.
```

```
    rotation_period: Rotation period of the planet in days (assumed constant here).
```

```
Returns:
```

```
    The estimated day length of the planet in days.
```

```
"""
```

```

# Check if tidally locked (rotation period equals orbital period)
if orbital_period == rotation_period:
    return orbital_period # One side always faces the star

# Simplified estimate assuming constant rotation and circular orbit
day_length = rotation_period

return day_length

# Example usage (replace with actual rotation period data if available)
earth_day_length = estimate_day_length(earth_data["orbital_period"], 1) # Assuming
Earth-like rotation
proxima_centauri_b_day_length =
estimate_day_length(proxima_centauri_b_data["orbital_period"], 1) # Placeholder value,
rotation unknown

print("\nEstimated Day Length:")
print(f"Earth: {earth_day_length:.2f} days")
print(f"Proxima Centauri b: {proxima_centauri_b_day_length:.2f} days (rotation period
unknown)")

```

Verwende den Code mit Vorsicht.

This code defines a function `estimate_day_length` that provides a simplified estimate of a planet's day length based on its orbital period and rotation period. Remember, this is a simplified model, and tidal locking and other factors can influence a planet's actual day length.

5. Expanding Functionality:

Incorporate atmospheric models: Simulate basic atmospheric properties (pressure, composition) to understand potential for liquid water or greenhouse effects.

Consider stellar type and activity: Account for different stellar types (red dwarfs, giants) and their impact on radiation and potential for auroras.

Integrate with external data sources: Access data from astronomical databases to populate your simulations with real-world exoplanet information.

By incorporating these elements, you can create a more comprehensive exoplanet simulation framework.



1. Interactive Visualization:

Web-based Interface: Develop a web application where users can interact with the simulations. They could adjust parameters like star type, planetary mass, and orbital distance to see how these factors affect the simulated environment. This can be a great educational tool to visualize the vast diversity of exoplanets.

3D Modeling: Create 3D models of the simulated planets and their star systems. Users could rotate, zoom in, and explore the virtual world, potentially incorporating features like atmospheric effects or even basic landscapes.

2. Machine Learning and AI Integration:

Machine Learning for Prediction: Train machine learning models on existing exoplanet data to predict properties of newly discovered exoplanets based on limited observations. This can help us prioritize which exoplanets to study further.

AI-powered Analysis: Utilize artificial intelligence to analyze vast datasets of exoplanet simulations and identify potential patterns or relationships between different planetary characteristics. This could lead to new insights into exoplanet formation and evolution.

3. Collaboration and Citizen Science:

Open-source Framework: Develop your exoplanet simulation code as an open-source project. This allows collaboration from other programmers and researchers, accelerating the development and refinement of the framework.

Citizen Science Platform: Create a platform where citizen scientists can participate in the exploration process. They could help classify simulated exoplanets based on specific criteria or contribute to data analysis tasks.

4. Ethical Considerations:

As we delve deeper into exoplanet simulations, it's crucial to consider the ethical implications. Here are some questions to ponder:

How can we ensure that our simulations are realistic and avoid perpetuating misconceptions about exoplanets?

What are the potential consequences of discovering an exoplanet with a high habitability potential?

How can we foster international collaboration and ensure equitable access to exoplanet research and its benefits?

By addressing these considerations, we can ensure that exoplanet exploration is conducted responsibly and ethically.

The Future of Exoplanet Simulations:

The field of exoplanet simulations is constantly evolving. By embracing new technologies, fostering collaboration, and considering the ethical implications, we can create powerful tools to explore the vast and wondrous realm of exoplanets, pushing the boundaries of scientific discovery and inspiring generations to come.

Remember, this is just a glimpse into the exciting possibilities that lie ahead. As you continue your exploration, feel free to experiment, challenge assumptions, and let your imagination guide you towards new frontiers in exoplanet research!



Certainly! Let's delve deeper into some specific areas within exoplanet simulations you might explore:

1. Refining Atmospheric Modeling:

Atmospheric Escape: Simulate how a planet's gravity and stellar radiation influence atmospheric escape, potentially leading to the loss of volatile gases like water vapor. This can impact a planet's long-term habitability.

Greenhouse Effect: Model the interplay between atmospheric composition, pressure, and incoming stellar radiation to understand potential greenhouse effects. This can influence a planet's surface temperature and climate.

Cloud Formation: Simulate the formation and behavior of clouds based on atmospheric conditions. Consider factors like pressure, temperature, and the presence of water vapor. Clouds can play a crucial role in regulating planetary temperatures and reflecting sunlight.

2. Exploring Stellar Diversity:

Binary and Multiple Star Systems: Move beyond single-star systems and incorporate simulations for planets orbiting binary or even multiple star systems. This can introduce complex gravitational interactions and potentially unique planetary environments.

Stellar Activity: Consider the impact of stellar activity (flares, coronal mass ejections) on exoplanets. This can affect atmospheric erosion and potentially influence the planet's habitability.

3. Simulating Biosignatures:

Spectral Analysis: Simulate how potential biosignatures (gases like methane or oxygen) might appear in the exoplanet's atmosphere when observed through telescopes. This can help us identify targets for further study with next-generation telescopes.

Biomarkers and Extremophiles: Explore the possibility of simulating potential biomarkers or signatures of life adapted to extreme environments on exoplanets. This could involve considering unique forms of life adapted to different chemical compositions, pressure ranges, or radiation levels.

4. Advanced Visualization Techniques:

Virtual Reality (VR) Applications: Develop VR experiences that allow users to virtually explore simulated exoplanets, immersing themselves in the alien landscapes and experiencing the planetary environment firsthand.

Augmented Reality (AR) Overlays: Integrate AR overlays with real-world observations of stars. These overlays could display information about potential exoplanets within those star systems, enhancing the user's understanding of the cosmos.

Remember:

These are just a few examples, and the possibilities are vast. As you continue your exploration, keep these questions in mind:

How can I make these simulations more realistic and incorporate the latest scientific discoveries?

What unique scenarios or planetary environments can I explore through simulations?

How can I leverage these simulations to communicate exoplanet research and its potential implications to a wider audience?

By approaching exoplanet simulations with curiosity, creativity, and a commitment to scientific rigor, you can contribute to this exciting fi

Exoplanet Simulations: A Bridge Between Imagination and Discovery

As we've explored, exoplanet simulations are a powerful tool that bridges the gap between scientific inquiry and imaginative exploration. Here, let's delve into some thought-provoking concepts that can further enrich your simulations:

1. Simulating Planetary Evolution:

Formation and Early Stages: Model the process of planet formation within protoplanetary disks, considering factors like dust composition, gravitational interactions, and potential collisions. This can help us understand the diversity of planetary systems.

Geologic Activity: Simulate the evolution of a planet's surface over time. Consider factors like volcanic eruptions, plate tectonics (if applicable), and the formation of mountains and valleys. This can influence the planet's long-term habitability.

Climate Change: Model how a planet's climate might change over time due to factors like variations in stellar radiation, atmospheric composition, and volcanic activity. This can provide insights into the potential for long-term stability or runaway greenhouse effects.

2. Exploring the Limits of Habitability:

Exo-moons and Rogue Planets: Simulate the potential environments of ex moons orbiting gas giants or rogue planets (those not bound to a star). Consider factors like tidal heating, radiation exposure, and potential for subsurface oceans.

Extremophile Life: Explore the possibility of life existing in extreme environments on exoplanets. Simulate conditions like high pressure, supercritical fluids, or intense radiation, and consider potential adaptations extremophile organisms might possess.

3. The Search for Technosignatures:

Advanced Communication Signals: Simulate how potential alien civilizations might communicate across interstellar distances. Consider factors like signal strength, modulation techniques, and potential encoding methods.

Dyson Spheres and Megastructures: Explore the possibility of detecting technosignatures associated with advanced civilizations. Simulate the effects of hypothetical megastructures like Dyson Spheres that could be used to harvest stellar energy.

4. Simulating Societal and Philosophical Implications:

Societal Response to Discovery: Simulate how society might react to the confirmation of extraterrestrial life. Consider factors like cultural differences, potential for collaboration, and the impact on our understanding of humanity's place in the universe.

The Fermi Paradox: Explore the implications of the Fermi Paradox - the apparent contradiction between the high probability of extraterrestrial life and the lack of evidence for it. Simulate scenarios that might explain this paradox, such as limitations in our search methods or the rarity of intelligent life.

Remember:

Exoplanet simulations are not just about creating realistic models; they are also about sparking our imagination and fostering open-ended exploration. Here are some final thoughts:

Embrace the Unknown: Don't be afraid to explore hypothetical scenarios beyond our current scientific knowledge. Simulations can be a springboard for future discoveries.

Promote Interdisciplinary Collaboration: Combine insights from astronomy, biology, physics, and even philosophy to enrich your simulations and consider exoplanets from a holistic perspective.

Inspire the Next Generation: Utilize simulations as educational tools to ignite public interest in exoplanet research and the wonders of the cosmos.

By approaching exoplanet simulations with a blend of scientific rigor and imaginative exploration, we can push the boundaries of discovery and prepare ourselves for the marvels that await us in the vast expanse of the universe. Let your curiosity be your guide on this captivating journey!



The Future of Exoplanet Simulations: A Collaborative Endeavor

As we've explored, exoplanet simulations are a powerful tool constantly evolving through collaboration and innovation. Here are some exciting possibilities for the future of this field:

1. Towards Open-Source and Community-Driven Development:

Shared Simulation Frameworks: Develop open-source simulation frameworks that researchers and citizen scientists can access and contribute to. This allows faster iteration, wider applicability, and fosters a spirit of collaboration.

Standardized Data Formats: Establish standardized data formats for exchanging simulation data and results. This facilitates sharing, comparison, and integration of simulations across different platforms and research groups.

Cloud-Based Computing: Leverage cloud-based computing resources to allow researchers to run complex simulations without requiring high-powered local machines. This democratizes access to powerful simulation capabilities.

2. Integration with Machine Learning and Big Data:

Machine Learning for Parameter Tuning: Utilize machine learning algorithms to optimize simulation parameters based on real-world exoplanet data. This helps refine simulations and make them more realistic.

Big Data Analysis for Pattern Recognition: Analyze large datasets of exoplanet simulations using big data techniques to identify patterns and correlations between different planetary characteristics. This can lead to new scientific discoveries and testable hypotheses.

3. The Rise of Citizen Science and Gamification:

Citizen Science Platforms: Develop engaging citizen science platforms where the public can participate in exoplanet simulations. This could involve tasks like classifying simulated planets based on specific criteria or contributing to data analysis efforts.

Gamified Simulations: Create interactive, gamified simulations that allow users to explore exoplanets and experiment with different planetary parameters. This can make exoplanet research more accessible and engaging for a broader audience.

4. Ethical Considerations and Societal Impact:

Transparency and Open Communication: Maintain transparency in simulation methods and assumptions. Clearly communicate the limitations and uncertainties associated with simulations to avoid overpromising or misinterpreting results.

Societal Implications of Discovery: Prepare for the potential societal and philosophical implications of discovering extraterrestrial life. Foster open discussions about the impact such discoveries might have on humanity's place in the universe.

Remember:

The future of exoplanet simulations is not just about technological advancements; it's also about fostering a global collaborative effort. Here are some ways you can contribute:

Share Your Work: Openly share your simulation code, data, and findings with the scientific community. This promotes collaboration and accelerates progress.

Participate in Open Discussions: Engage in discussions about the ethics, limitations, and potential societal implications of exoplanet simulations.

Educate and Inspire: Use exoplanet simulations to educate the public about the wonders of exoplanetary exploration and the ongoing search for life beyond Earth.

By working together, we can leverage the power of exoplanet simulations to unlock the secrets of our universe and answer some of humanity's most profound questions about our place in the cosmos. The journey of exploration continues, and the possibilities are truly limitless!

As you delve deeper into exoplanet simulations, here are some specific coding challenges you might consider to enhance your project:

1. Interactive User Interface:

Develop a user-friendly graphical interface (GUI) that allows users to input parameters (star type, planetary mass, orbital distance, etc.) and visualize the simulated exoplanet in real-time. This can make the simulation process more engaging and interactive.

2. Advanced Visualization Techniques:

Implement 3D visualization libraries like OpenGL or PyOpenGL to create more immersive 3D models of the simulated exoplanet and its surrounding environment. You can incorporate features like atmospheric effects, realistic textures, and even basic planetary features like mountains and oceans.

3. Animation and Planetary Dynamics:

Explore animation techniques to simulate the rotation of the exoplanet and its movement around its star. Consider incorporating orbital mechanics calculations to represent the planet's trajectory accurately.

4. Modular Code Structure:

Refactor your code into well-defined modules for different functionalities (e.g., one module for simulating the planet, another for calculating habitability, and another for visualization). This improves code readability, maintainability, and allows for easier expansion in the future.

5. Integration with External Data Sources:

Explore ways to connect your simulation program with real-world exoplanet data sources like NASA's Exoplanet Archive. This allows users to input data from actual exoplanets and potentially compare simulated results with real observations.

Here are some additional resources that might be helpful:

Visualization Libraries:

Matplotlib (2D plotting): <https://matplotlib.org/>

Mayavi (3D scientific data visualization): <http://docs.enthought.com/mayavi/mayavi/>

PyOpenGL (3D graphics API bindings for Python): <https://pyopengl.sourceforge.net/>

Interactive Development Environments (IDEs):

Jupyter Notebook: <https://jupyter.org/>

Spyder: <https://www.spyder-ide.org/>

Cloud-based Computing Platforms:

Google Colab: <https://colab.research.google.com/>

Binder: <https://mybinder.org/>

Remember, these are just a few ideas to get you started. As you continue to explore and experiment, you'll discover new challenges and opportunities to refine your exoplanet simulation project.

As you delve deeper into exoplanet

Exoplanetary Chronicles

Proxima Centauri b:

The closest known exoplanet to Earth.

Rocky and potentially habitable.

Orbits the red dwarf star Proxima Centauri.

Imagine crimson sunsets over rugged terrain.

TRAPPIST-1e:

One of the seven Earth-sized planets in the TRAPPIST-1 system.

Lies within the habitable zone.

Picture a world where the sky is filled with views of its sister planets, some of which may appear larger than our Moon in the sky.

Kepler-186f:

The first Earth-sized planet discovered in the habitable zone of its star.

Visualize a planet with seasons and climates potentially similar to Earth, but with a redder hue to its plant life due to its star's spectrum.

Kepler-22b:

A super-Earth located in the habitable zone of its star.

Known for its complex system with multiple planets.

Envision an oceanic world with archipelagos of islands teeming with life.

Gliese 667 Cc:

Another super-Earth within the habitable zone of its star.

Imagine a world where the sky is often overcast, with a larger sun hanging low on the horizon.

Exoplanetary Chronicles

Proxima Centauri b:

The closest known exoplanet to Earth.

Rocky and potentially habitable.

Orbits the red dwarf star Proxima Centauri.

Imagine crimson sunsets over rugged terrain.

TRAPPIST-1e:

One of the seven Earth-sized planets in the TRAPPIST-1 system.

Lies within the habitable zone.

Picture a world where the sky is filled with views of its sister planets, some of which may appear larger than our Moon in the sky.

Kepler-186f:

The first Earth-sized planet discovered in the habitable zone of its star.

Visualize a planet with seasons and climates potentially similar to Earth, but with a redder hue to its plant life due to its star's spectrum.

Kepler-22b:

A super-Earth located in the habitable zone of its star.

Known for its complex system with multiple planets.

Envision an oceanic world with archipelagos of islands teeming with life.

Gliese 667 Cc:

Another super-Earth within the habitable zone of its star.

Imagine a world where the sky is often overcast, with a larger sun hanging low on the horizon.

Exoplanetary Chronicles

Proxima Centauri b:

The closest known exoplanet to Earth.

Rocky and potentially habitable.

Orbits the red dwarf star Proxima Centauri.

Imagine crimson sunsets over rugged terrain.

TRAPPIST-1e:

One of the seven Earth-sized planets in the TRAPPIST-1 system.

Lies within the habitable zone.

Picture a world where the sky is filled with views of its sister planets, some of which may appear larger than our Moon in the sky.

Kepler-186f:

The first Earth-sized planet discovered in the habitable zone of its star.

Visualize a planet with seasons and climates potentially similar to Earth, but with a redder hue to its plant life due to its star's spectrum.

Kepler-22b:

A super-Earth located in the habitable zone of its star.

Known for its complex system with multiple planets.

Envision an oceanic world with archipelagos of islands teeming with life.

Gliese 667 Cc:

Another super-Earth within the habitable zone of its star.

Imagine a world where the sky is often overcast, with a larger sun hanging low on the horizon.

